

M12 MALE 0° / M8 FEMALE 0°

PUR 3X0.34 GRAY, UL/CSA, drag ch 3m

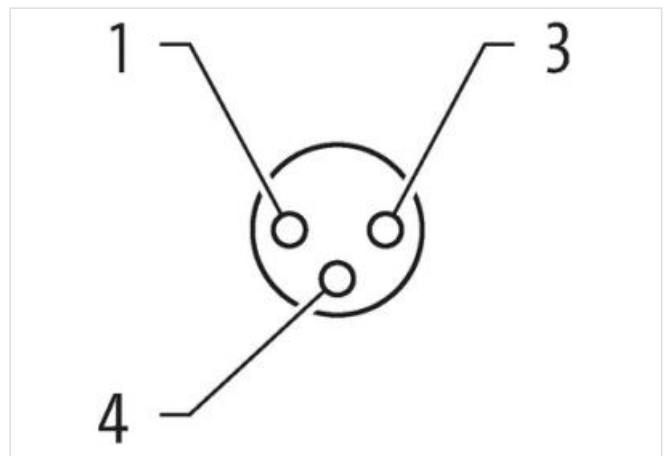

Male straight – female straight

M12 – M8, 3-pole

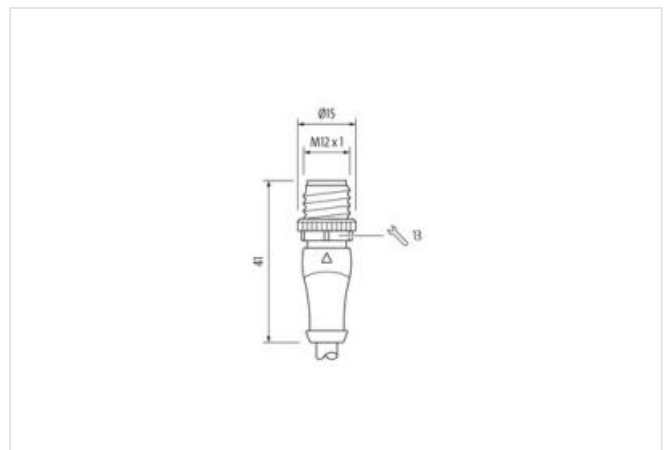
Plastic housings with good resistance against chemicals and oils.

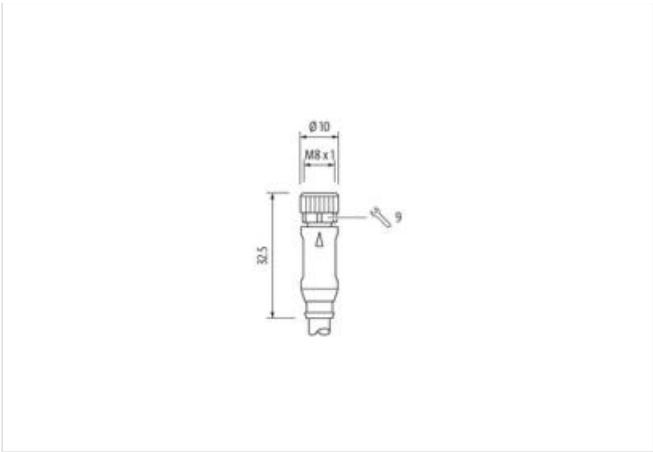
The resistance to aggressive media should be individually tested for your application. Further details on request.

Further cable lengths on request.

[Link to Product](#)**Illustration**

1	BN	1
		2
3	BU	3
4	BK	4





Product may differ from Image



Cable length	3 m
Side 1	
Tightening torque	0,6 Nm
Family construction form	M12
Thread	M12 x 1
Degree of protection (EN IEC 60529)	IP66K, IP67
Side 2	
Tightening torque	0,4 Nm
Family construction form	M8
Thread	M8 x 1
Degree of protection (EN IEC 60529)	IP66K, IP67
Commercial data	
ECLASS-6.0	27279218
ECLASS-7.0	27279218
ECLASS-8.0	27279218
ECLASS-9.0	27060311
ECLASS-10.1	27060311
ECLASS-11.1	27060311
ECLASS-12.0	27060311
ETIM-5.0	EC001855
customs tariff number	85444290
GTIN	4048879083942
Packaging unit	1
Electrical data Supply	
Operating voltage AC max.	60 V
Operating voltage DC max.	60 V
Current operating per contact max.	4 A
Device protection Electrical	
Additional condition protection degree	inserted, screwed
Mechanical data Material data	
Coating locking	Nickel

Locking material Zinc die-casting

Mechanical data | Mounting data

Mounting method inserted, screwed, Shaking protection

Environmental characteristics | Climatic

Operating temperature min. -25 °C

Operating temperature max. 85 °C

Additional condition temperature range depending on cable quality

Important installation notes

Note on strain relief Protect the connectors by suitable measures from mechanical loads, e.g. by the usage of cable ties.

Note on bending radius **Attention:** Observe the permissible bending radii when laying cables, as the IP protection class can be endangered by excessive bending forces.

Installation | Cable

Cable identification 233

Cable Type 3

Jacket Color gray

Type of Certificate cURus

Amount stranding 1

Stranding 3 wires twisted

wire arrangement brown, black, blue

Traversing distance (C-track) 10 m @ 25 °C | horizontal

Cable weight 29,7 g/m

Material jacket PUR

Shore hardness jacket 90 ± 5 Shore A

Freedom from ingredients (jacket) lead-free, cadmium-free, CFC-free, halogen-free, silicone-free

Outer-diameter (jacket) 4,1 mm

Tolerance outer diameter (sheath) ± 5 %

Material wire insulation PP

Amount wires 3

Outer diameter insulation 1,25 mm

Outer diameter tolerance core insulation ± 5 %

Shore hardness wire insulation 70 ± 5 Shore D

Ingredient freeness wire insulation lead-free, cadmium-free, CFC-free, halogen-free, silicone-free

Amount strands (wire) 42

Diameter of single wires 0,1 mm

Conductor crosssection (wire) 0,34 mm²

Material conductor wire Stranded copper wire, bare

Conductor type (wire) strand class 6

Nominal voltage AC max. 300 V

Current load capacity (standard) to DIN VDE 0298-4

Current load capacity min. wire 6 A

Electrical resistance line constant wire 57 Ω/km @ 20 °C

AC withstand voltage (wire - wire) 2,5 kV @ 60 s

Power frequency withstand voltage (wire - jacket) 2,5 kV @ 60 s

Min. operating temperature (static) -40 °C

Max. operating temperature (fixed) 80 °C / 90 °C @ 10000 h Operation

Operating temperature min. (dynamic) -25 °C

Operating temperature max. (dynamic) 80 °C / 90 °C @ 10000 h Operation

Flame resistance UL 1581 § 1090 | IEC 60332-2-2 | UL 1581 § 1100 FT2

chemical resistance Good, application-related testing

Gasoline resistance Good, application-related testing

Oil resistance Good, application-related testing | DIN EN 60811-404

Bending radius (fixed) 5 x Outer diameter

Bending radius (dynamic)	10 x Outer diameter
Travel speed (C-track)	10 Mio. @ 25 °C
No. of torsion cycles	2 Mio.
Torsion stress	± 180 °/m
Torsion speed	35 cycles/min