

Mini (7/8) 5 pole, Male (Ext.) 0°/Female 0°

PUR 5x1.5 (5x16AWG) bk UL/CSA

Male straight – female straight

7/8" – 7/8", 5-pole

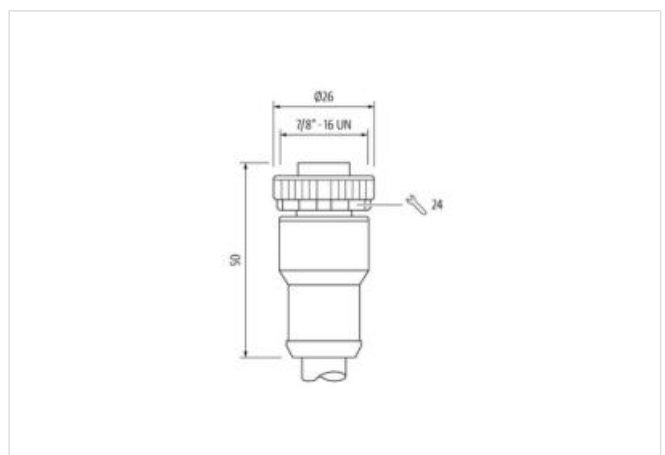
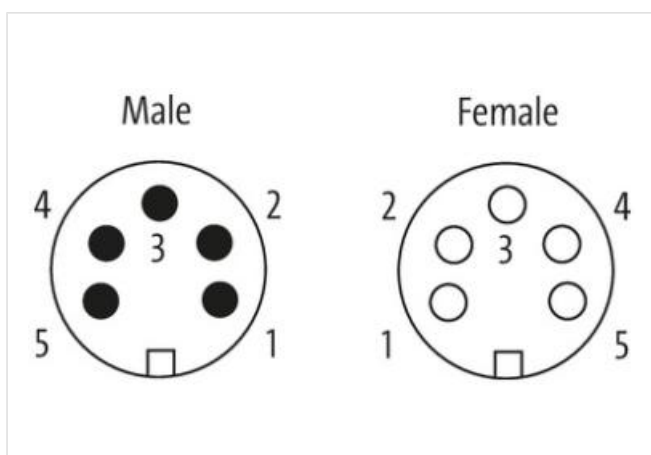
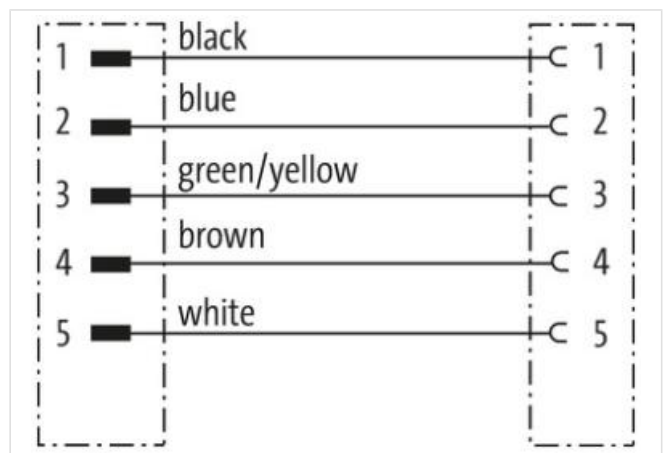
Power cable

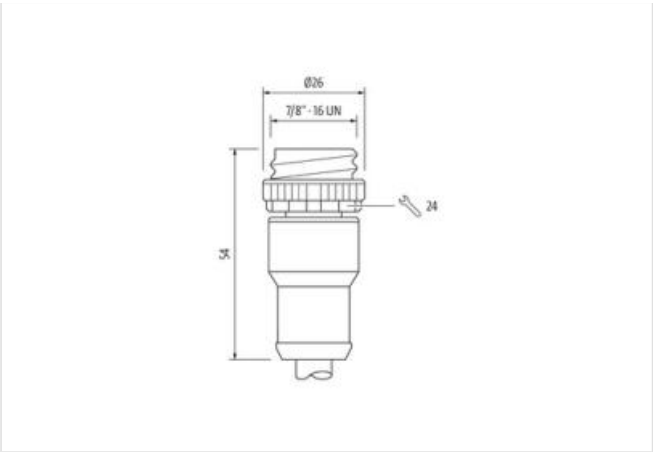
USA

Further cable lengths on request.

Plastic housings with good resistance against chemicals and oils.

The resistance to aggressive media should be individually tested for your application. Further details on request.

[Link to Product](#)**Illustration**



Product may differ from Image



Cable length	1,5 m
Side 1	
Tightening torque	1,5 Nm
Family construction form	7/8"
Thread	7/8"
Width across flats	SW24
Side 2	
Tightening torque	1,5 Nm
Thread	7/8"
Commercial data	
ECLASS-6.0	27279218
ECLASS-7.0	27279218
ECLASS-8.0	27279218
ECLASS-9.0	27060311
ECLASS-10.1	27060311
ECLASS-11.1	27060311
ECLASS-12.0	27060327
ETIM-5.0	EC001855
customs tariff number	85444290
GTIN	4048879640572
Packaging unit	1
Electrical data Supply	
Operating voltage AC max.	600 V
Operating voltage DC max.	600 V
Current operating per contact max.	9 A
Device protection Electrical	
Degree of protection (EN IEC 60529)	IP68
Additional condition protection degree	inserted, screwed
Mechanical data Material data	
Coating locking	Nickeled
Material housing	PUR

Locking material Zinc die-casting

Mechanical data | Mounting data

Mounting method inserted, screwed, Shaking protection

Environmental characteristics | Climatic

Operating temperature min. -25 °C

Operating temperature max. 80 °C

Additional condition temperature range depending on cable quality

Important installation notes

Note on strain relief Protect the connectors by suitable measures from mechanical loads, e.g. by the usage of cable ties.

Note on bending radius **Attention:** Observe the permissible bending radii when laying cables, as the IP protection class can be endangered by excessive bending forces.

Installation | Cable

Cable identification UMD

wire arrangement brown, white, blue, black, green-yellow

Material jacket PUR

Outer-diameter (jacket) 8,7 mm

Tolerance outer diameter (sheath) ± 5 %

Amount wires 5

Outer diameter insulation 2,3 mm

Outer diameter tolerance core insulation ± 5 %

Conductor crosssection (wire) 1,5 mm²

Min. operating temperature (static) -50 °C

Max. operating temperature (fixed) 80 °C

Operating temperature min. (dynamic) -20 °C

Operating temperature max. (dynamic) 80 °C

Flame resistance IEC 60332-2-2 | UL 1581 § 1100 FT2 | UL 1581 § 1090

chemical resistance Good, application-related testing

Gasoline resistance Good, application-related testing

Oil resistance DIN EN 60811-404 | Good, application-related testing

Bending radius (fixed) 7,5 x Outer diameter

Bending radius (dynamic) 10 x Outer diameter

Travel speed (C-track) 5 Mio.