

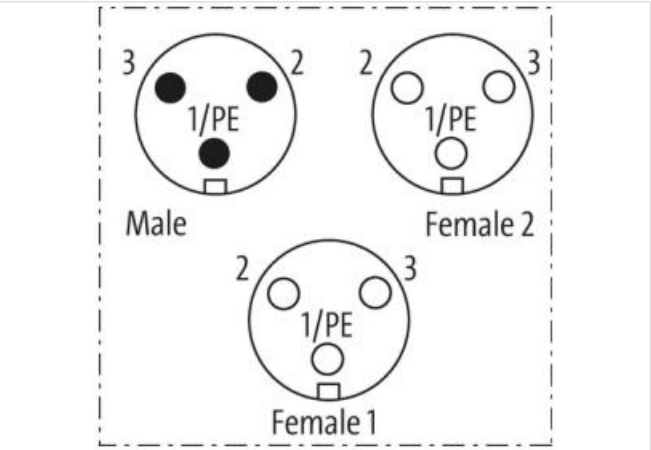
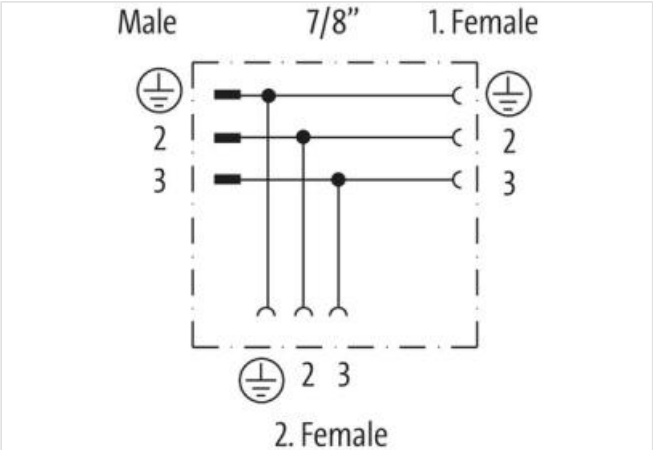
Mini (7/8) 3 pole Tee, Male (Ext.)/2x Female

Red Housing

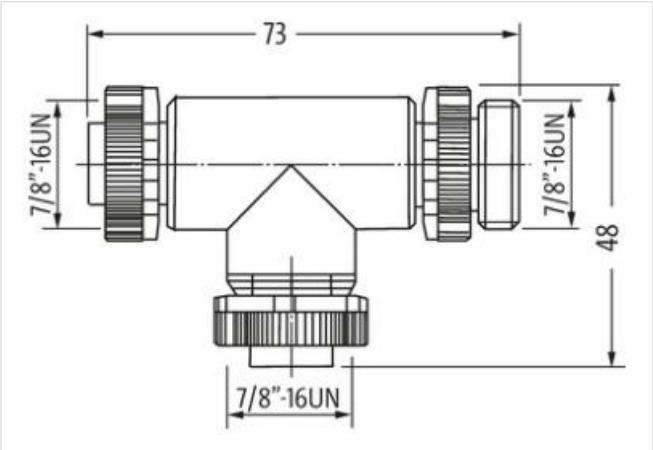
T-coupler 7/8" – 7/8", female/male
3-pole
Parallel circuit

Link to Product

Illustration



Product may differ from Image



| Commercial data | |
|-----------------|----------|
| ECLASS-6.1 | 27279221 |
| ECLASS-7.0 | 27440104 |
| ECLASS-8.0 | 27440104 |
| ECLASS-9.0 | 27440106 |
| ECLASS-10.1 | 27440106 |
| ECLASS-11.1 | 27440106 |

| | |
|---|---|
| ECLASS-12.0 | 27440106 |
| customs tariff number | 85366990 |
| GTIN | 4065909016039 |
| Packaging unit | 1 |
| Electrical data Supply | |
| Operating voltage AC max. | 600 V |
| Operating voltage DC max. | 600 V |
| Current operating per contact max. | 13 A |
| Installation Connection | |
| Mounting set | 7/8" |
| Device protection Electrical | |
| Degree of protection (EN IEC 60529) | IP67 |
| Additional condition protection degree | inserted, screwed |
| Pollution Degree | 3 |
| Mechanical data | |
| Contour for corrugated hose | without |
| Mechanical data Material data | |
| Coating locking | eloxiert |
| Material housing | PVC |
| Locking material | Aluminium |
| Mechanical data Mounting data | |
| Mounting method | Schraubgewinde |
| Environmental characteristics Climatic | |
| Operating temperature min. | -20 °C |
| Operating temperature max. | 105 °C |
| Important installation notes | |
| Note on strain relief | Protect the connectors by suitable measures from mechanical loads, e.g. by the usage of cable ties. |
| Note on bending radius | Attention: Observe the permissible bending radii when laying cables, as the IP protection class can be endangered by excessive bending forces. |