

M12 fem. recept. D-cod. rear/RJ45 male 0° shielded

TPE 22AWG SF/UTP CAT5e gn UL/CSA. ITC/PLTC 2m

USA

Further cable lengths on request.

Ethernet CAT5

Flange female straight – male straight

M12 – RJ45, 4-pole

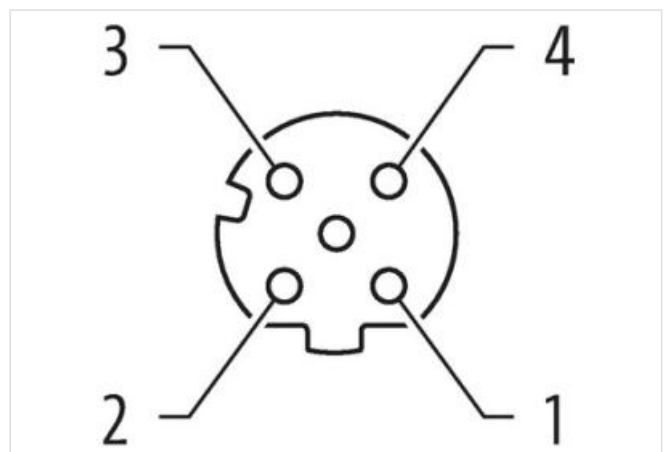
D-coded

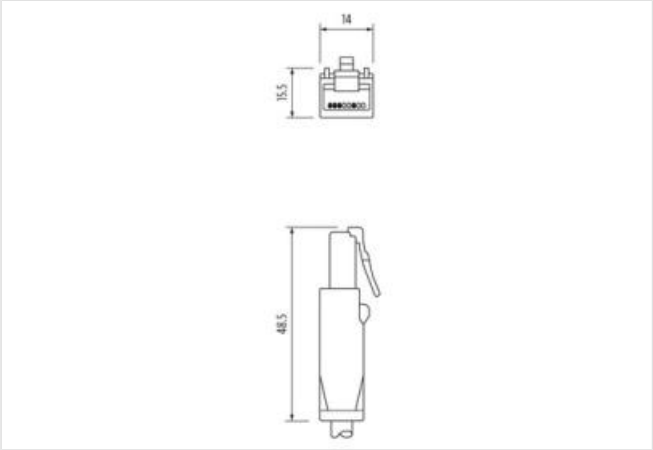
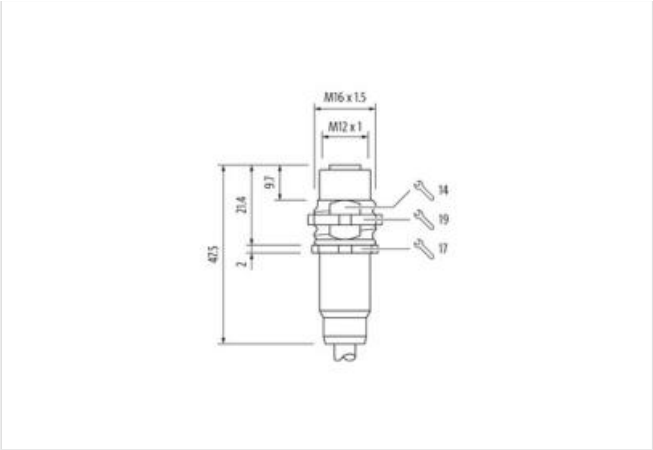
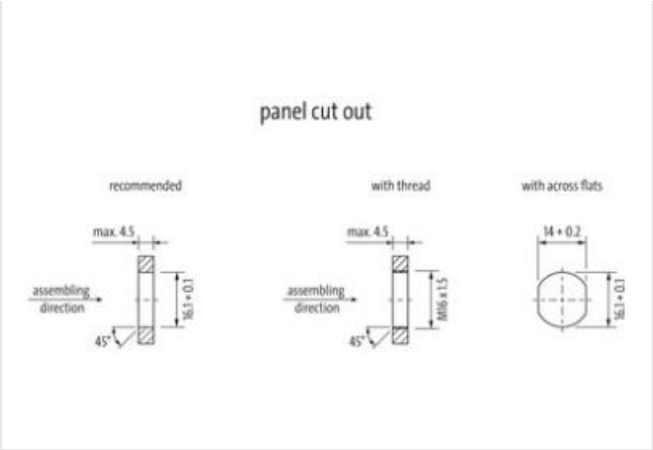
shielded

Rear mounting

Protection cap

Cable is approved for 600 V

[Link to Product](#)**Illustration**



Product may differ from Image



Cable length 2 m

| Side 1 | |
|-------------------------------------|-------------------|
| Mounting method | inserted, screwed |
| Family construction form | M12 |
| Coding | D |
| No. of poles | 4 |
| Degree of protection (EN IEC 60529) | IP67 |
| Side 2 | |
| Mounting method | pluggable |
| Family construction form | RJ45 |
| No. of poles | 4 |
| Degree of protection (EN IEC 60529) | IP20 |
| Commercial data | |
| ECLASS-6.0 | 27279220 |
| ECLASS-6.1 | 27279220 |
| ECLASS-7.0 | 27440103 |
| ECLASS-8.0 | 27440103 |

| | |
|-----------------------|---------------|
| ECLASS-9.0 | 27440103 |
| ECLASS-10.1 | 27440103 |
| ECLASS-11.1 | 27440103 |
| ECLASS-12.0 | 27440103 |
| ETIM-5.0 | EC002599 |
| customs tariff number | 85444290 |
| GTIN | 4048879683081 |
| Packaging unit | 1 |

Electrical data | Supply

| | |
|------------------------------------|-------|
| Operating voltage DC max. | 60 V |
| Current operating per contact max. | 1,5 A |

Industrial communication

| | |
|-----------------------------|--|
| Transfer parameters | CAT5, Class D (ISO/IEC 11801:2002), (EN 50173-1) |
| Data transmission rate max. | 100 MBit/s |

Industrial communication | Ethernet functionality

| | |
|--------|-------------|
| duplex | Full duplex |
|--------|-------------|

Installation | Connection

| | |
|--------------------|------|
| Width across flats | SW19 |
|--------------------|------|

Device protection | Electrical

| | |
|------------------------------|----------|
| Protection NEMA | 3, 4, 6P |
| Pollution Degree | 3 |
| Rated surge voltage | 1 kV |
| Material group (IEC 60664-1) | I |

Mechanical data

| | |
|-----------------------------|---------|
| Contour for corrugated hose | without |
|-----------------------------|---------|

Mechanical data | Material data

| | |
|------------------|---------------|
| Coating locking | nickel plated |
| Locking material | Brass |

Environmental characteristics | Climatic

| | |
|--|----------------------------|
| Operating temperature min. | -25 °C |
| Operating temperature max. | 85 °C |
| Additional condition temperature range | depending on cable quality |

Important installation notes

| | |
|------------------------|---|
| Note on strain relief | Protect the connectors by suitable measures from mechanical loads, e.g. by the usage of cable ties. |
| Note on bending radius | Attention: Observe the permissible bending radii when laying cables, as the IP protection class can be endangered by excessive bending forces. |

Installation | Cable

| | |
|----------------------------|---------------------------------|
| Cable identification | S7V |
| Jacket Color | green |
| Type of Certificate | cURus |
| Amount stranding | 2 |
| Stranding | 2 wires twisted |
| Amount stranding (type 2) | 1 |
| Stranding (type 2) | 2 Stranded joints twisted |
| Cable shielding (type) | copper braid, tinned |
| Cable shielding (coverage) | 75 % |
| Banding | Foil |
| wire arrangement | (white, blue), (orange, yellow) |
| Cable weight | 74,8 g/m |
| Material jacket | TPE |

| | |
|--|--|
| Freedom from ingredients (jacket) | lead-free, CFC-free, halogen-free |
| Outer-diameter (jacket) | 7,87 mm |
| Tolerance outer diameter (sheath) | ± 5 % |
| Material wire insulation | HDPE |
| Amount wires | 4 |
| Outer diameter insulation | 1,47 mm |
| Outer diameter tolerance core insulation | ± 5 % |
| Ingredient freeness wire insulation | lead-free, CFC-free, halogen-free |
| Amount strands (wire) | 19 |
| Diameter of single wires | 22 AWG |
| Conductor crosssection (wire) | 22 AWG |
| Material conductor wire | copper stranded wire, tinned |
| Nominal voltage AC max. | 600 V |
| Min. operating temperature (static) | -40 °C |
| Max. operating temperature (fixed) | 80 °C |
| UV resistance | DIN EN ISO 4892-2 A |
| Flame resistance | IEC 60332-2-2 UL 1581 § 1100 FT2 UL 1581 § 1090 |
| chemical resistance | Good, application-related testing |
| Gasoline resistance | Good, application-related testing |
| Oil resistance | Good, application-related testing DIN EN 60811-404 |
| Bending radius (fixed) | 8 x Outer diameter |
| Travel speed (C-track) | 35 Mio. @ 25 °C |
| No. of torsion cycles | 5 Mio. 25 °C |
| Torsion stress | ± 180 °/m |