

M12 female 0° L-cod. field- wireable (IDC)

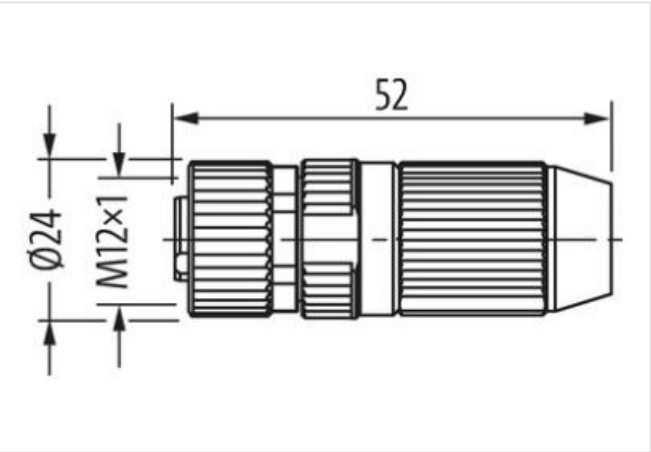
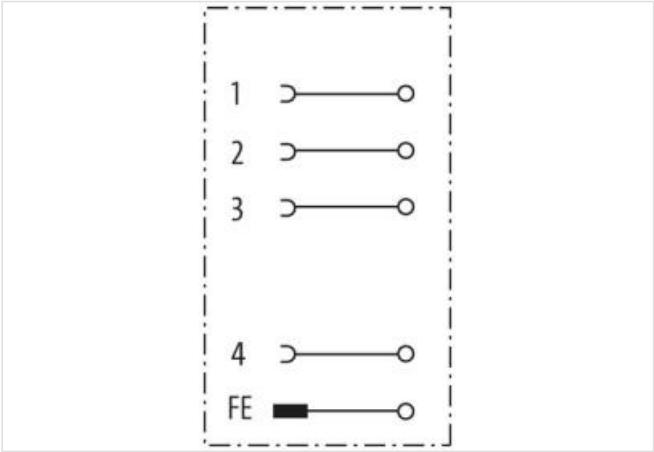
5-pol. 0.75...1.5mm² 5.8-13.5mm

Customized printing and packaging  
Female straight  
M12, 5-pole  
Screw terminals  
Sealing range (cable Ø)  
8...13 mm

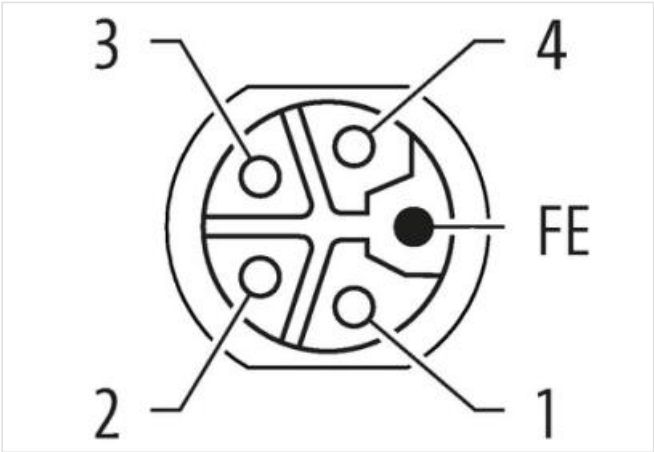
The resistance to aggressive media should be individually tested for your application. Further details on request.

Link to Product

Illustration



Product may differ from Image



Side 1	
Family construction form	M12P
Coding	L
No. of poles	5

Commercial data	
ECLASS-6.0	27279221
ECLASS-6.1	27260702
ECLASS-7.0	27440102
ECLASS-8.0	27440102
ECLASS-9.0	27440116
ECLASS-10.1	27440102
ECLASS-11.1	27440102
ECLASS-12.0	27440116
ETIM-5.0	EC001855
customs tariff number	85366990
GTIN	4048879849463
Packaging unit	1
Electrical data   Supply	
Operating voltage DC max.	63 V
Current operating per contact max.	12 A
Diagnostics	
Status indication LED	no
Installation	
Connection cross section min.	0,75 mm <sup>2</sup>
Connection cross section max.	1,5 mm <sup>2</sup>
Installation   Connection	
Tightening torque	0,6 Nm
Mounting set	M12 x 1
Width across flats	SW17
Device protection   Electrical	
Material group (IEC 60664-1)	III
Mechanical data   Material data	
Coating contact	gold plated
Coating of fitting	nickel plated
Material gasket	FKM
Material contact carrier	PA
Material screw connection	Zinc die-casting
Mechanical data   Mounting data	
Mounting method	inserted, screwed, Shaking protection
Clamping range min.	5,8 mm
Clamping range max.	13,5 mm
Environmental characteristics   Climatic	
Operating temperature min.	-40 °C
Operating temperature max.	85 °C
Conformity	
Product standard	DIN EN 61076-2-101 (M12)