

M12 male 0° / M12 fem. 0° shielded 8p.

Specification: 6FX8002-2DC34-1AC3

Art.No.: 7000-SS081-8800230

Weight: 0.205

Country of origin: DE

Model designation: M6FX8002-2DC34-1AC3

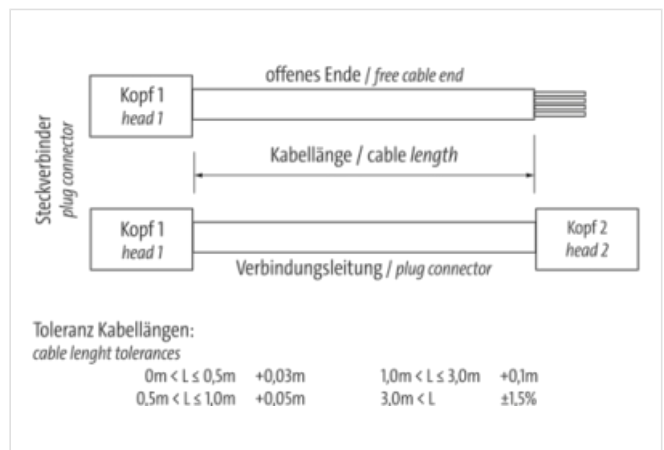
Advantages of our connectors:

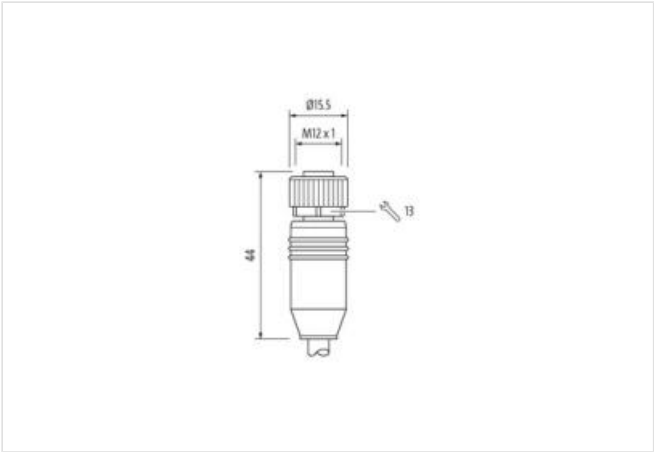
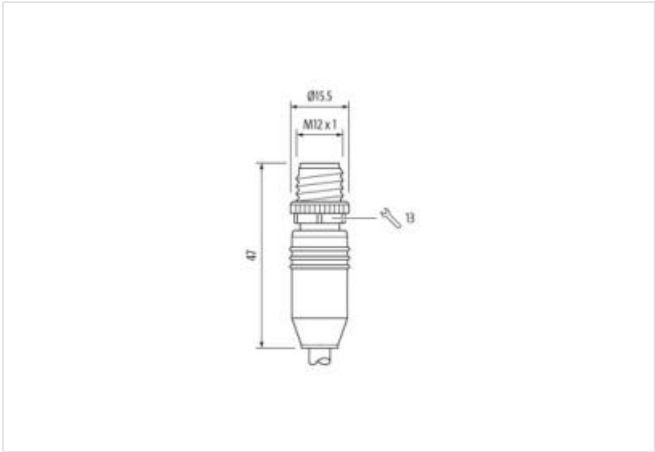
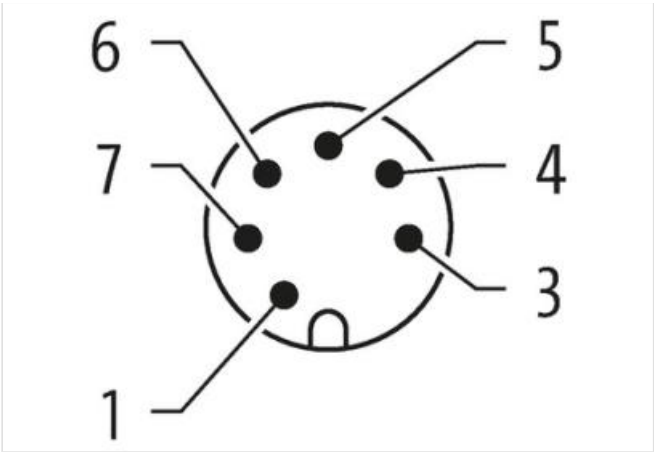
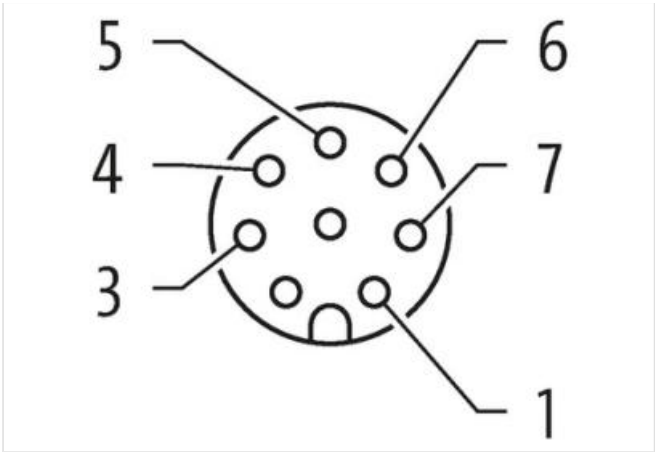
Our connectors are versatile and specially optimised for industrial environments. All connectors are 100% tested during the manufacturing process to ensure the highest quality and reliability.

The contacts are gold-plated, which ensures optimum conductivity. Thanks to the high degree of protection, the connectors are ideal for demanding industrial environments. They are also vibration-resistant - this is ensured by the union nut with vibration protection.

Our connectors are resistant to oils and cooling lubricants, but resistance to aggressive media should be tested for each specific application. Different cable lengths available [on request](#)

If you are missing technical information? Please feel free to use our [dictionary](#) to find more technical details.

Product details:**Male straight – female straight****M12 – M12, 8-pole****Further cable lengths on request.****Plastic housings with good resistance against chemicals and oils.****The resistance to aggressive media should be individually tested for your application. Further details on request.****[Link to Product](#)****Illustration**



Product may differ from Image

Cable length	2,3 m
Side 1	
Tightening torque	0,6 Nm
Family construction form	M12
Thread	M12 x 1
Gender	male
Cable outlet	straight
Coding	A
Width across flats	SW13
Side 2	
Tightening torque	0,6 Nm
Family construction form	M12
Thread	M12 x 1
Gender	female
Cable outlet	straight
Coding	A
Width across flats	SW13
Commercial data	
ECLASS-6.0	27061801
ECLASS-6.1	27060307
ECLASS-7.0	27060307
ECLASS-8.0	27060307

ECLASS-9.0	27060307
ECLASS-10.1	27060307
ECLASS-11.1	27060307
ECLASS-12.0	27060307
ETIM-5.0	EC000830
customs tariff number	85444290
EAN	4065909006832
Packaging unit	1
Electrical data Supply	
Operating voltage AC max.	30 V
Operating voltage DC max.	30 V
Current operating per contact max.	2 A
Device protection Electrical	
Degree of protection (EN IEC 60529)	IP67
Additional condition protection degree	inserted, screwed
Pollution Degree	3
Rated surge voltage	0,8 kV
Material group (IEC 60664-1)	I
Mechanical data	
Contour for corrugated hose	without
Mechanical data Material data	
Coating housing	nickel plated
Color housing	black
Coating locking	Nickeled
Locking material	Zinc die-casting
Mechanical data Mounting data	
Mounting method	inserted, screwed, Shaking protection
Environmental characteristics Climatic	
Operating temperature min.	-25 °C
Operating temperature max.	85 °C
Additional condition temperature range	depending on cable quality
Important installation notes	
Note on strain relief	Protect the connectors by suitable measures from mechanical loads, e.g. by the usage of cable ties.
Note on bending radius	Attention: Observe the permissible bending radii when laying cables, as the IP protection class can be endangered by excessive bending forces.
Installation Cable	
wire arrangement	(green, yellow), (pink, blue), (red, black)
Cable identification	880
Jacket Color	green
Type of Certificate	cURus
Amount stranding	3
Stranding	2 wires with 2 Filler twisted
Amount stranding (type 2)	1
Stranding (type 2)	3 Stranded joints with Filler twisted
Cable shielding (type)	copper braid, tinned
Cable shielding (coverage)	85 %
Banding	Fleece, Foil
Filler	yes
wire arrangement	(green, yellow), (pink, blue), (red, black)
Cable weight	75,9 g/m
Material jacket	PUR

Freedom from ingredients (jacket)	lead-free, CFC-free, halogen-free
Outer-diameter (jacket)	7 mm
Tolerance outer diameter (sheath)	± 5 %
Material wire insulation	Polyolefin
Amount wires	4
Outer diameter insulation	1 mm
Outer diameter tolerance core insulation	± 5 %
Amount strands (wire)	19
Diameter of single wires	0,118 mm
Conductor crosssection (wire)	0,2 mm ²
Material conductor wire	Stranded copper wire, bare
Conductor type (wire)	strand class 6
Material wire insulation (Data)	Polyolefin
Outer diameter wire insulation (Data)	1 mm
Tolerance outer diameter wire insulation (data)	± 5 %
Amount wires (Data)	2
Amount strands wire (Data)	19
Diameter of single wires (Data)	0,16 mm
Conductor crosssection wire (Data)	0,38 mm ²
Material conductor wire (Data)	copper stranded wire, tinned
Wire conductor type (Data)	strand class 6
Nominal voltage AC max.	30 V
Current load capacity (standard)	to DIN VDE 0298-4
Current load capacity min. wire	2,4 A
Current load capacity min. Wire (Data)	6 A
Characteristic impedance	100 Ω ± 5 % @ 100 MHz
Electrical resistance line constant wire	94 Ω/km @ 20 °C
Electrical resistance coating wire (Data)	55 Ω/km @ 20 °C
Isolation resistance	1000 MΩ × km
Min. operating temperature (static)	-20 °C
Max. operating temperature (fixed)	80 °C
Operating temperature min. (dynamic)	-20 °C
Operating temperature max. (dynamic)	60 °C
Flame resistance	UL 1581 § 1090 UL 1581 § 1100 FT2 IEC 60332-2-2
chemical resistance	Good, application-related testing
Gasoline resistance	Good, application-related testing
Oil resistance	Good, application-related testing DIN EN 60811-404
Bending radius (dynamic)	10 x Outer diameter
No. of bending cycles (C-track)	5 Mio.
Traversing distance (C-track)	50 m @ 25 °C horizontal
Travel speed (C-track)	5 m/s @ 25 °C
Torsion stress	± 30 °/m