

**h-coupler MQ15 male - fem. 0° / fem. 0° 600V AC**

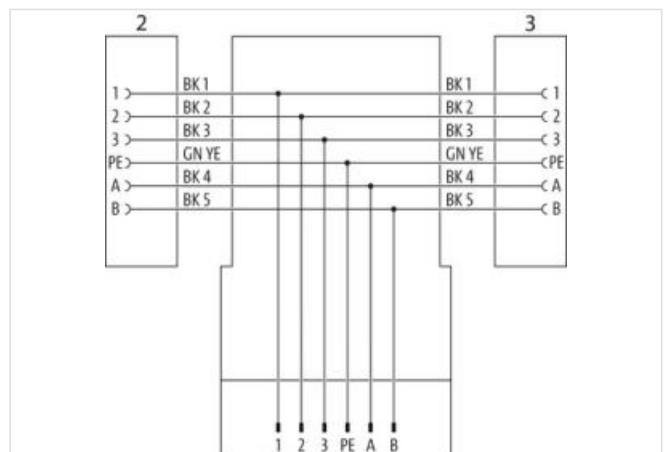
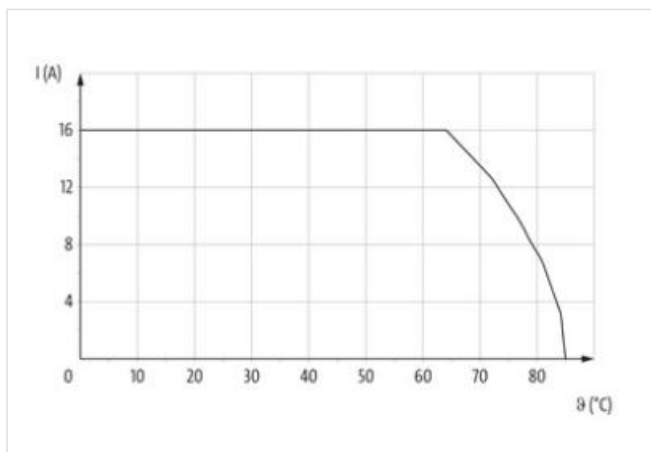
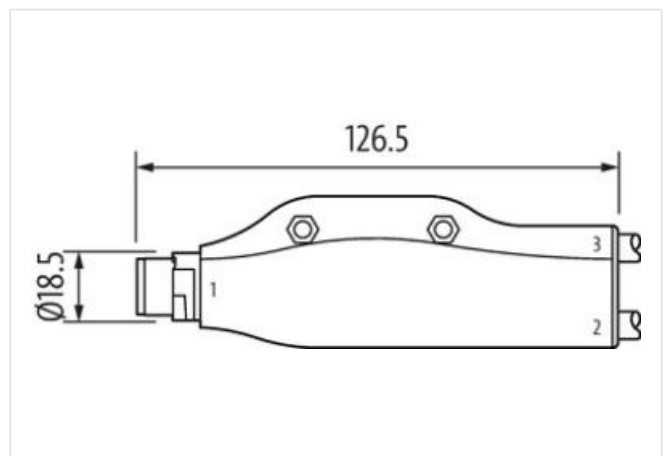
PUR 6x2.5 bk 1.5m / PUR 6x2.5 bk 1m

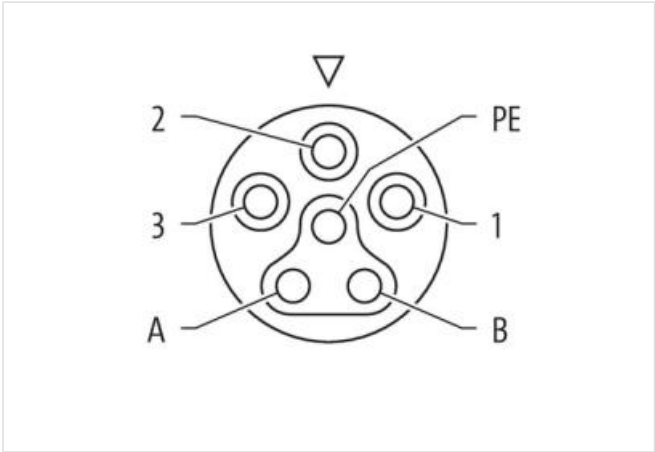
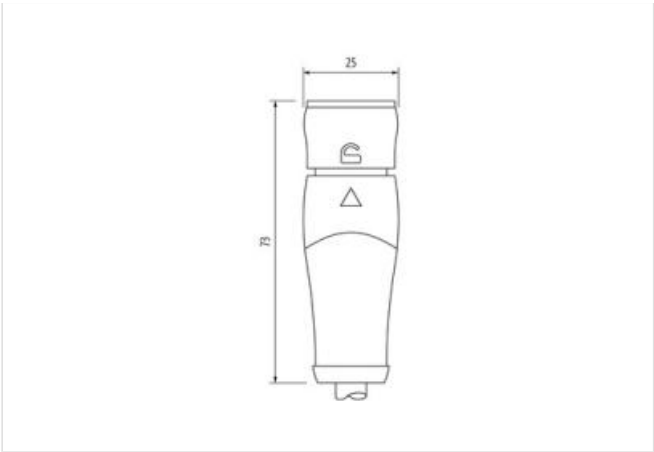
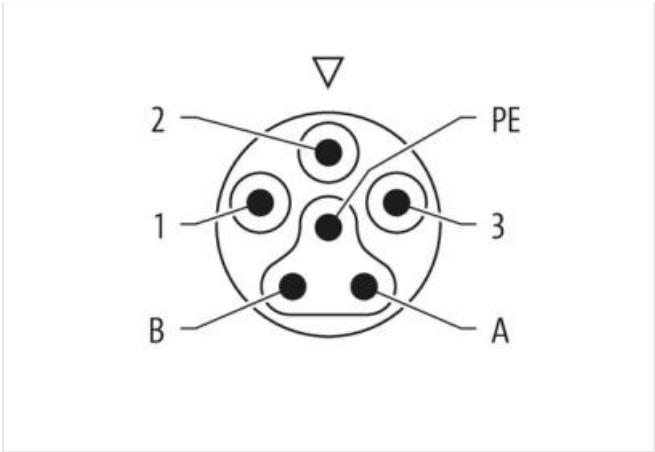
Male straight – female straight  
MQ15, 6-pole  
with cable sleeves

Plastic housings with good resistance against chemicals and oils.

The resistance to aggressive media should be individually tested for your application. Further details on request.

Further cable lengths on request.

**[Link to Product](#)****Illustration**



Product may differ from Image



Cable length 1,5 m

Side 1

|                                     |                  |
|-------------------------------------|------------------|
| Mounting method                     | inserted, locked |
| Family construction form            | MQ15             |
| Cable outlet                        | straight         |
| Coding                              | Type 3           |
| No. of poles                        | 6                |
| Degree of protection (EN IEC 60529) | IP65, IP67       |

Side 2

|   |                  |
|---|------------------|
| Mounting method                           | inserted, locked |
| Family construction form                  | MQ15             |
| Cable length                              | 1,5 m            |
| suitable for corrugated tube (internal Ø) | 18 mm            |
| Cable outlet                              | straight         |
| Coding                                    | Type 3           |
| No. of poles                              | 6                |
| Degree of protection (EN IEC 60529)       | IP65, IP67       |

Side 3

|   |                  |
|---|------------------|
| Mounting method                           | inserted, locked |
| Family construction form                  | MQ15             |
| Coding                                    | Type 3           |
| No. of poles                              | 6                |
| Degree of protection (EN IEC 60529)       | IP65, IP67       |
| Cable outlet                              | straight         |
| suitable for corrugated tube (internal Ø) | 18 mm            |
| Cable length                              | 1 m              |

**Commercial data**

|                       |               |
|-----------------------|---------------|
| ECLASS-6.0            | 27279218      |
| ECLASS-6.1            | 27279218      |
| ECLASS-7.0            | 27279218      |
| ECLASS-8.0            | 27279218      |
| ECLASS-9.0            | 27060311      |
| ECLASS-10.1           | 27060311      |
| ECLASS-11.1           | 27060311      |
| ECLASS-12.0           | 27060311      |
| ETIM-5.0              | EC001855      |
| customs tariff number | 85444290      |
| GTIN                  | 4065909081488 |
| Packaging unit        | 1             |

**Electrical data | Supply**

|  |       |
|--|-------|
| Operating voltage AC per power contact max.  | 600 V |
| Operating voltage AC per signal contact max. | 63 V  |
| Operating voltage DC per signal contact max. | 63 V  |
| Operating current per power contact max.     | 16 A  |
| Operating current per signal contact max.    | 10 A  |

**Diagnostics**

|                       |    |
|-----------------------|----|
| Status indication LED | no |
|-----------------------|----|

**Installation | Pin assignment**

|               |            |
|---------------|------------|
| Coding        | Type 3     |
| Configuration | fully used |

**Device protection | Electrical**

|  |                  |
|--|------------------|
| Additional condition protection degree | inserted, locked |
| Pollution Degree                       | 3                |
| Rated surge voltage power contacts     | 6 kV             |
| Rated surge voltage signal contacts    | 1,5 kV           |
| Material group (IEC 60664-1)           | I                |

**Mechanical data | Material data**

|                          |     |
|--------------------------|-----|
| Material contact carrier | PA  |
| Locking material         | POM |

**Mechanical data | Mounting data**

|                    |                 |
|--------------------|-----------------|
| Looking techniques | bayonet-locking |
|--------------------|-----------------|

**Environmental characteristics | Climatic**

|  |                            |
|--|----------------------------|
| Operating temperature min.             | -30 °C                     |
| Operating temperature max.             | 85 °C                      |
| Additional condition temperature range | depending on cable quality |

**Important installation notes**

|                        |   |
|------------------------|---|
| Note on strain relief  | Protect the connectors by suitable measures from mechanical loads, e.g. by the usage of cable ties.   |
| Note on bending radius | <b>Attention:</b> Observe the permissible bending radii when laying cables, as the IP protection class can be endangered by excessive bending forces. |

| Conformity  |  |
|---|--|
| Product standard                                  | IEC 61076-2-116  |
| Installation   Cable                              |  |
| Cable identification                              | P63  |
| Cable Type  | 3  |
| Jacket Color                                      | black  |
| Type of Certificate                               | cURus  |
| Stranding   | 6 wires around Filler twisted                                  |
| Filler  | yes  |
| wire arrangement                                  | black 5, black 4, black 3, black 2, black 1, green-yellow      |
| Cable weight                                      | 227,7 g/m  |
| Material jacket                                   | PUR  |
| Shore hardness jacket                             | 90 ± 5 Shore A   |
| Freedom from ingredients (jacket)                 | lead-free, cadmium-free, CFC-free, halogen-free, silicone-free |
| Outer-diameter (jacket)                           | 10,5 mm  |
| Tolerance outer diameter (sheath)                 | ± 5 %  |
| Material wire insulation                          | PP   |
| Amount wires                                      | 6  |
| Outer diameter insulation                         | 2,85 mm  |
| Outer diameter tolerance core insulation          | ± 5 %  |
| Ingredient freeness wire insulation               | lead-free, cadmium-free, CFC-free, halogen-free, silicone-free |
| Amount strands (wire)                             | 140  |
| Diameter of single wires                          | 0,15 mm  |
| Conductor crosssection (wire)                     | 2,5 mm <sup>2</sup>  |
| Material conductor wire                           | Stranded copper wire, bare                                     |
| Conductor type (wire)                             | strand class 6   |
| Shore hardness wire insulation (Data)             | 60 ± 5 Shore D   |
| Traversing distance (C-track)                     | 5 m @ 25 °C  |
| Nominal voltage AC max.                           | 1000 V   |
| Current load capacity (standard)                  | to DIN VDE 0298-4  |
| Current load capacity min. wire                   | 19,5 A   |
| Electrical resistance line constant wire          | 8 Ω/km @ 20 °C   |
| AC withstand voltage (wire - wire)                | 10 kV  |
| Power frequency withstand voltage (wire - jacket) | 10 kV  |
| Min. operating temperature (static)               | -50 °C   |
| Max. operating temperature (fixed)                | 80 °C / 90 °C @ 10000 h Operation                              |
| Operating temperature min. (dynamic)              | -25 °C   |
| Operating temperature max. (dynamic)              | 80 °C / 90 °C @ 10000 h Operation                              |
| UV resistance                                     | DIN EN ISO 4892-2 A  |
| Flame resistance                                  | UL 1581 § 1090   IEC 60332-2-2   UL 1581 § 1100 FT2            |
| chemical resistance                               | Good, application-related testing                              |
| Gasoline resistance                               | Good, application-related testing                              |
| Oil resistance                                    | DIN EN 60811-404   Good, application-related testing           |
| Bending radius (fixed)                            | 7,5 x Outer diameter   |
| Bending radius (dynamic)                          | 10 x Outer diameter  |
| Travel speed (C-track)                            | 5 Mio. @ 25 °C   |
| No. of torsion cycles                             | 2 Mio. 25 °C   |
| Torsion stress                                    | ± 180 °/m @ 25 °C  |
| Torsion speed                                     | 35 cycles/min 25 °C  |