

**h-Coupler M12 Power male L-cod. / 2x female L-cod.**

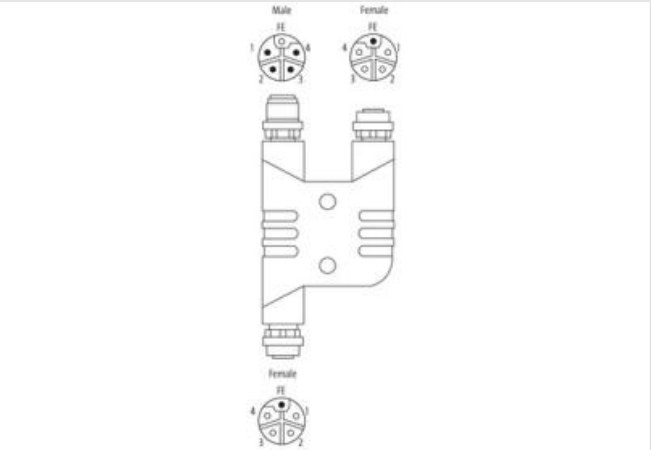
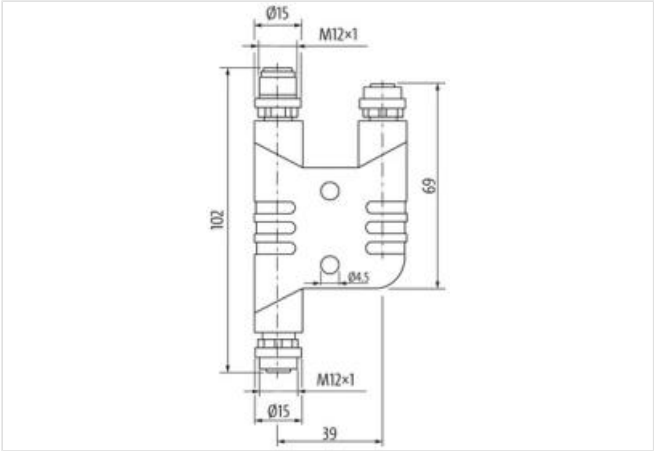
5-pol.

h-coupler  
M12 Power  
L-coded  
4 + FE

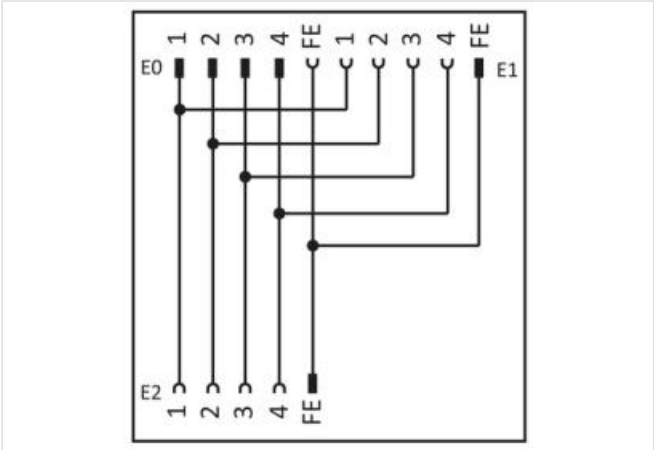
Plastic housings with good resistance against chemicals and oils.  
The resistance to aggressive media should be individually tested for your application. Further details on request.

**Link to Product**

**Illustration**



Product may differ from Image



Side 1	
Coating contact	gold plated
Family construction form	M12P
Coding	L
Material contact	Brass

No. of poles	5
Width across flats	SW13
Degree of protection (EN IEC 60529)	IP65, IP67, IP68
<b>Side 2</b>	
Coating contact	gold plated
Family construction form	M12P
Coding	L
Material contact	Brass
No. of poles	5
Degree of protection (EN IEC 60529)	IP65, IP67, IP68
<b>Side 3</b>	
Coating contact	gold plated
Family construction form	M12P
Coding	L
Material contact	Brass
No. of poles	5
Degree of protection (EN IEC 60529)	IP65, IP67, IP68
<b>Commercial data</b>	
ECLASS-6.0	27279220
ECLASS-7.0	27440103
ECLASS-8.0	27440103
ECLASS-9.0	27440103
ECLASS-10.1	27440106
ECLASS-11.1	27440106
ECLASS-12.0	27440106
ETIM-5.0	EC002061
customs tariff number	85366990
GTIN	4048879840071
Packaging unit	1
<b>Electrical data   Supply</b>	
Operating voltage DC max.	63 V
Current operating per contact max.	16 A
<b>Diagnostics</b>	
Status indication LED	no
<b>Installation   Connection</b>	
Tightening torque	0,6 Nm
Mounting set	M12 x 1
<b>Device protection   Electrical</b>	
Additional condition protection degree	inserted, screwed
Pollution Degree	2
<b>Mechanical data   Material data</b>	
Material housing	TPU
<b>Mechanical data   Mounting data</b>	
Mounting method	inserted, screwed, Shaking protection
<b>Environmental characteristics   Climatic</b>	
Operating temperature min.	-30 °C
Operating temperature max.	90 °C
<b>Important installation notes</b>	
Note on strain relief	Protect the connectors by suitable measures from mechanical loads, e.g. by the usage of cable ties.

Note on bending radius

**Attention:** Observe the permissible bending radii when laying cables, as the IP protection class can be endangered by excessive bending forces.

**Conformity**

Product standard IEC 61076-2-111