

**M8 male 0° / M8 male 90° A-cod. shielded**

PUR 1x4xAWG26 shielded gn UL/CSA+drag ch. 7.5m

Ethernet CAT5

Male straight – male 90°

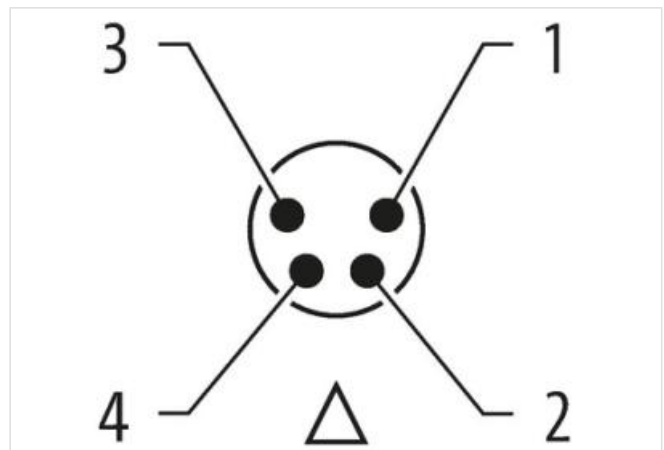
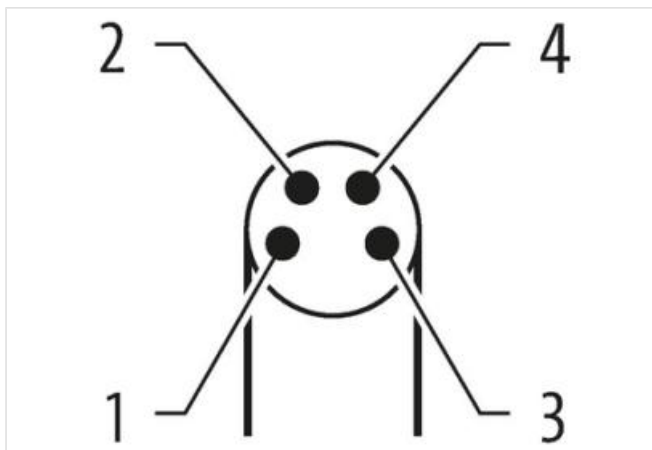
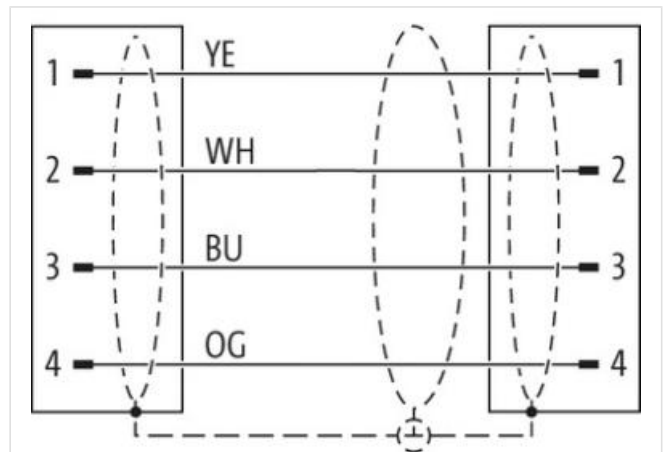

M8 – M8, 4-pole

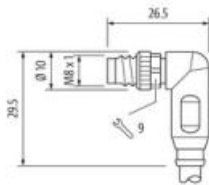
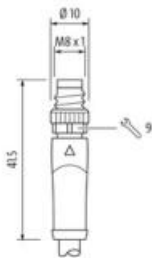
shielded

Further cable lengths on request.

Plastic housings with good resistance against chemicals and oils.

The resistance to aggressive media should be individually tested for your application. Further details on request.

[Link to Product](#)**Illustration**



Product may differ from Image



|   |   |
|---|---|
| Cable length                              | 7,5 m   |
| Side 1                                    |   |
| Tightening torque                         | 0,4 Nm  |
| Family construction form                  | M8  |
| Thread                                    | M8 x 1  |
| suitable for corrugated tube (internal Ø) | 6,5 mm  |
| Width across flats                        | SW9   |
| Side 2                                    |   |
| Tightening torque                         | 0,4 Nm  |
| Thread                                    | M8 x 1  |
| Commercial data                           |   |
| ECLASS-6.0                                | 27061801  |
| ECLASS-6.1                                | 27060307  |
| ECLASS-7.0                                | 27060307  |
| ECLASS-8.0                                | 27060307  |
| ECLASS-9.0                                | 27060307  |
| ECLASS-10.1                               | 27060307  |
| ECLASS-11.1                               | 27060307  |
| ECLASS-12.0                               | 27060307  |
| ETIM-5.0                                  | EC002599  |
| customs tariff number                     | 85444290  |
| GTIN                                      | 4048879385237                                   |
| Packaging unit                            | 1   |
| Electrical data   Supply                  |   |
| Operating voltage AC max.                 | 50 V  |
| Operating voltage DC max.                 | 60 V  |
| Operating voltage AC (UL-listed)          | 30 V  |
| Operating voltage DC (UL-listed)          | 30 V  |
| Current operating per contact max.        | 4 A   |
| Industrial communication                  |   |
| Transfer parameters                       | With reference to CAT5, Class D (ISO/IEC 11801) |

| Device protection   Electrical           |   |
|--|---|
| Degree of protection (EN IEC 60529)      | IP67  |
| Additional condition protection degree   | inserted, screwed   |
| Pollution Degree                         | 3   |
| Rated surge voltage                      | 1,5 kV  |
| Material group (IEC 60664-1)             | I   |
| Mechanical data   Material data          |   |
| Coating locking                          | Nickel  |
| Material housing                         | PUR   |
| Locking material                         | Zinc die-casting  |
| Mechanical data   Mounting data          |   |
| Mounting method                          | inserted, screwed, Shaking protection   |
| Environmental characteristics   Climatic |   |
| Operating temperature min.               | -25 °C  |
| Operating temperature max.               | 85 °C   |
| Additional condition temperature range   | depending on cable quality  |
| Important installation notes             |   |
| Note on strain relief                    | Protect the connectors by suitable measures from mechanical loads, e.g. by the usage of cable ties.   |
| Note on bending radius                   | <b>Attention:</b> Observe the permissible bending radii when laying cables, as the IP protection class can be endangered by excessive bending forces. |
| Conformity                               |   |
| Product standard                         | DIN EN 61076-2-114 (M8)   |
| Installation   Cable                     |   |
| Cable identification                     | 791   |
| Jacket Color                             | green   |
| Type of Certificate                      | cURus   |
| Amount stranding                         | 1   |
| Stranding                                | 4 wires star-shaped twisted   |
| Cable shielding (type)                   | copper braid, tinned  |
| Cable shielding (coverage)               | 85 %  |
| Banding                                  | Fiber tape, Fleece, Foil  |
| Filler                                   | yes   |
| wire arrangement                         | white, orange, blue, yellow   |
| Cable weight                             | 59,4 g/m  |
| Material jacket                          | PUR   |
| Freedom from ingredients (jacket)        | lead-free, CFC-free, halogen-free   |
| Outer-diameter (jacket)                  | 4,9 mm  |
| Tolerance outer diameter (sheath)        | ± 5 %   |
| Material wire insulation                 | PP  |
| Amount wires                             | 4   |
| Outer diameter insulation                | 1,04 mm   |
| Outer diameter tolerance core insulation | ± 5 %   |
| Ingredient freeness wire insulation      | lead-free, CFC-free, halogen-free   |
| Amount strands (wire)                    | 19  |
| Diameter of single wires                 | 26 AWG  |
| Conductor crosssection (wire)            | 26 AWG  |
| Material conductor wire                  | copper stranded wire, tinned  |
| Traversing distance (C-track)            | 5 m   |
| Nominal voltage AC max.                  | 300 V   |
| Current load capacity (standard)         | to DIN VDE 0298-4   |
| Current load capacity min. wire          | 2,4 A   |
| Characteristic impedance                 | 100 Ω ± 15 % @ 100 MHz  |

|   |  |
|---|--|
| Electrical resistance line constant wire          | 140 Ω/km   |
| AC withstand voltage (wire - wire)                | 0,7 kV @ 60 s  |
| Electric capacitance                              | 51000 pF/km  |
| Power frequency withstand voltage (wire - jacket) | 0,7 kV @ 60 s  |
| AC withstand voltage (wire - shield)              | 0,7 kV @ 60 s  |
| Min. operating temperature (static)               | -40 °C   |
| Max. operating temperature (fixed)                | 80 °C  |
| Operating temperature min. (dynamic)              | -30 °C   |
| Operating temperature max. (dynamic)              | 70 °C  |
| Flame resistance                                  | IEC 60332-2-2   UL 1581 § 1100 FT2   UL 1581 § 1090  |
| chemical resistance                               | Good, application-related testing                    |
| Gasoline resistance                               | Good, application-related testing                    |
| Oil resistance                                    | DIN EN 60811-404   Good, application-related testing |
| Bending radius (fixed)                            | 7,5 x Outer diameter                                 |
| Bending radius (dynamic)                          | 12,5 x Outer diameter                                |