

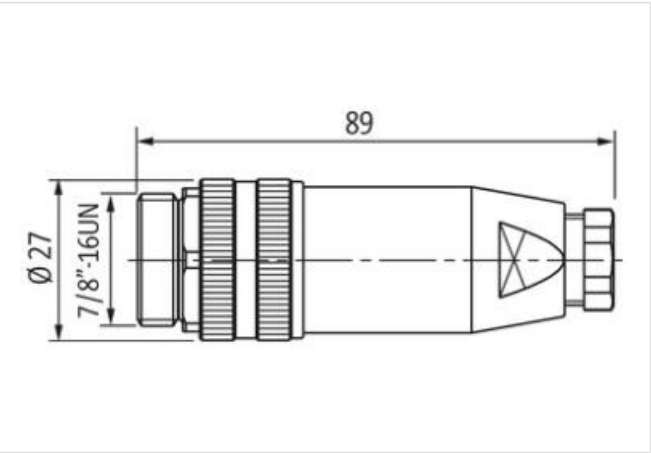
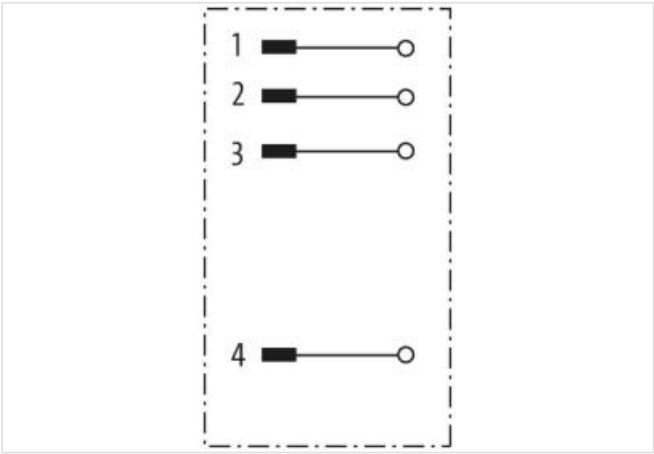
7/8" male 0° screw terminal

4-pol., max. 1,5mm², 6 -8mm

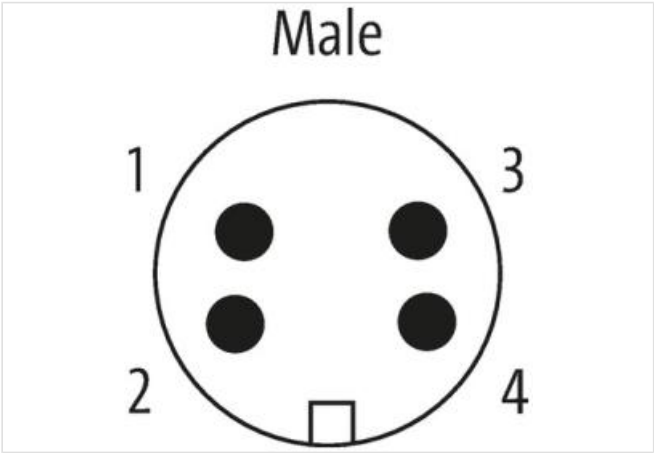
Male straight
7/8" (4-pole)
Screw terminals
Plastic housings with good resistance against chemicals and oils.
The resistance to aggressive media should be individually tested for your application. Further details on request.

Link to Product

Illustration



Product may differ from Image



Side 1	
Family construction form	7/8"
Material contact	Brass, Bronze
No. of poles	4
Commercial data	
ECLASS-6.0	27279218

ECLASS-6.1	27260702
ECLASS-7.0	27440102
ECLASS-8.0	27440102
ECLASS-9.0	27440116
ECLASS-10.1	27440102
ECLASS-11.1	27440102
ECLASS-12.0	27440116
ETIM-5.0	EC002635
customs tariff number	85366990
GTIN	4048879134798
Packaging unit	1

Electrical data | Supply

Operating voltage AC max.	300 V
Operating voltage DC max.	300 V
Current operating per contact max.	9 A

Installation

Connection cross section max.	1,5 mm ²
AWG number max.	16

Installation | Connection

Connection	Screw terminals SK
Family construction form	7/8"
Mating cycles min.	50

Device protection

Shielded	no
----------	----

Device protection | Electrical

Degree of protection (EN IEC 60529)	IP67
Additional condition protection degree	inserted, screwed
Pollution Degree	3
Rated surge voltage	4 kV
Insulation resistance min.	10000 MΩ
Overvoltage category (EN 60664-1)	III
Overvoltage category (EN 60950-1)	III

Mechanical data | Material data

Coating contact	gold plated
Coating locking	nickel plated
Material housing	PBT
Locking material	Zinc die-casting

Mechanical data | Mounting data

Clamping range min.	6 mm
Clamping range max.	8 mm

Environmental characteristics | Climatic

Operating temperature min.	-25 °C
Operating temperature max.	85 °C

Important installation notes

Note on strain relief	Protect the connectors by suitable measures from mechanical loads, e.g. by the usage of cable ties.
Note on bending radius	Attention: Observe the permissible bending radii when laying cables, as the IP protection class can be endangered by excessive bending forces.