

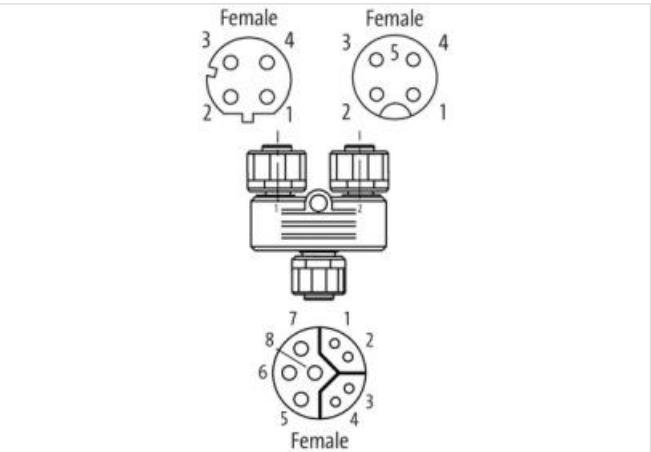
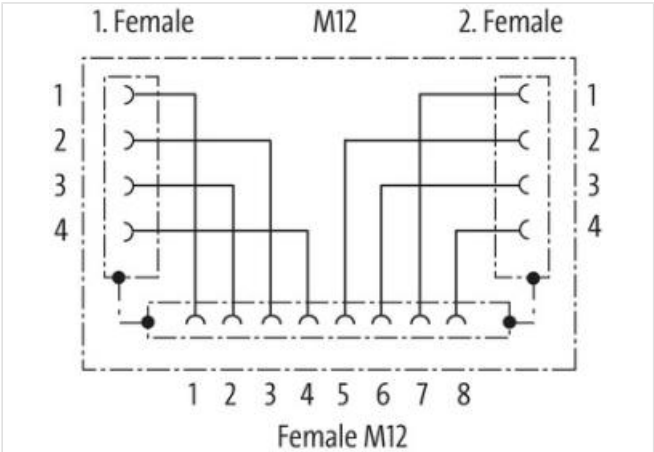
T-Coupler M12 female / 2x M12 female shielded

Y-cod. / D-cod. Ethernet + A-cod.

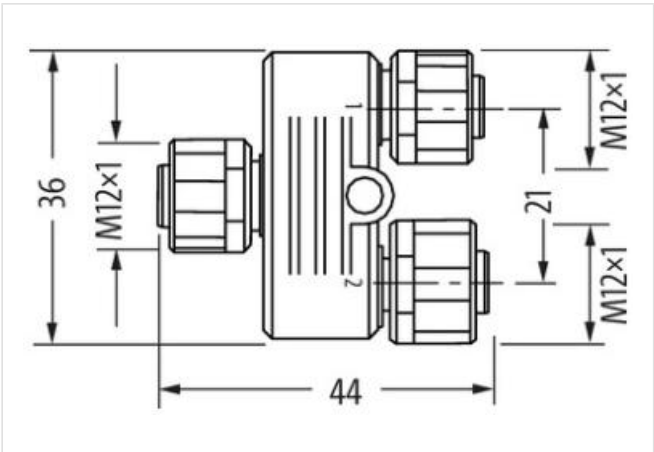
Ethernet CAT5
T-coupler
Female straight – female/female straight
8-pole – 4-pole
Y-coded
Distribution function (NO)
Plastic housings with good resistance against chemicals and oils.
The resistance to aggressive media should be individually tested for your application. Further details on request.

Link to Product

Illustration



Product may differ from Image



Side 1

Family construction form	M12
Coding	Y
Width across flats	SW13

Side 2

Family construction form	M12
Coding	D

Side 3

Family construction form	M12
Coding	A
Commercial data	
ECLASS-6.0	27143423
ECLASS-6.1	27279221
ECLASS-7.0	27440104
ECLASS-8.0	27440104
ECLASS-9.0	27440106
ECLASS-10.1	27440106
ECLASS-11.1	27440106
ECLASS-12.0	27440106
ETIM-5.0	EC002062
customs tariff number	85366990
GTIN	4048879607742
Packaging unit	1
Electrical data Supply	
Operating voltage DC max.	30 V
Operating current per data contact max.	0,5 A
Operating current per power contact max.	4 A
Industrial communication	
Transfer parameters	CAT5, Class D (ISO/IEC 11801:2002), (EN 50173-1)
Data transmission rate max.	100 MBit/s
Industrial communication Ethernet functionality	
duplex	Full duplex
Installation Connection	
Tightening torque	0,6 Nm
Mounting set	M12 x 1
Device protection Electrical	
Degree of protection (EN IEC 60529)	IP54
Additional condition protection degree	inserted, screwed
Pollution Degree	3
Rated surge voltage	0,8 kV
Material group (IEC 60664-1)	I
Mechanical data Material data	
Coating locking	Nickel
Material housing	PUR
Locking material	Zinc die-casting
Mechanical data Mounting data	
Mounting method	inserted, screwed, Shaking protection
Environmental characteristics Climatic	
Operating temperature min.	-25 °C
Operating temperature max.	85 °C
Important installation notes	
Note on strain relief	Protect the connectors by suitable measures from mechanical loads, e.g. by the usage of cable ties.
Note on bending radius	Attention: Observe the permissible bending radii when laying cables, as the IP protection class can be endangered by excessive bending forces.