

**M12 fem. recept. D-cod. rear / RJ45 male 90° up**

PUR 1x4xAWG22 shielded gn UL/CSA+drag ch. 1m

Product fulfills requirements according to UN/ECE R118

Ethernet CAT5

The resistance to aggressive media should be individually tested for your application. Further details on request.

Flange female straight – male 90° on top

M12 – RJ45, 4-pole

D-coded

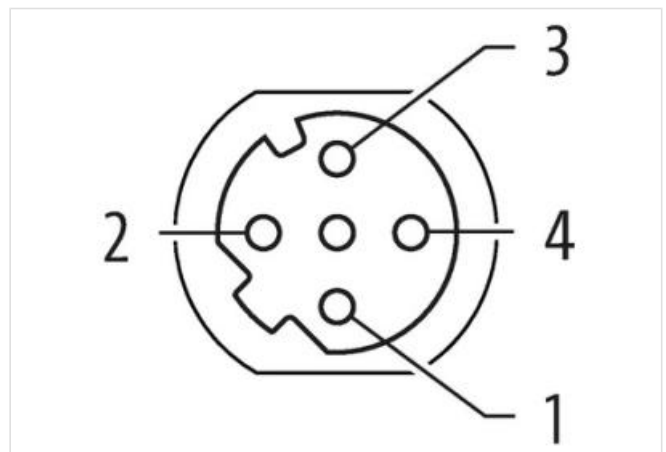
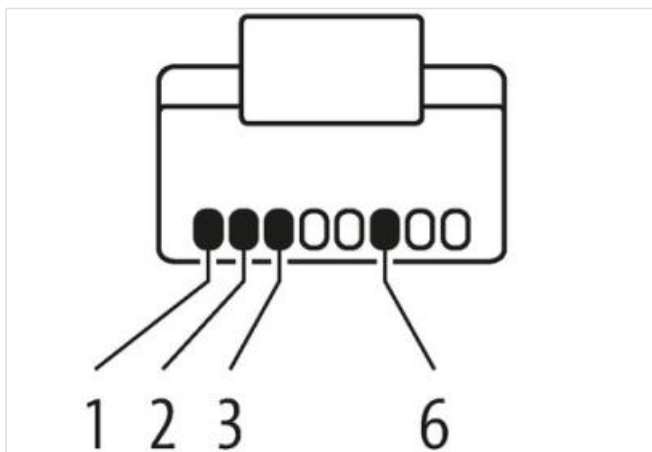
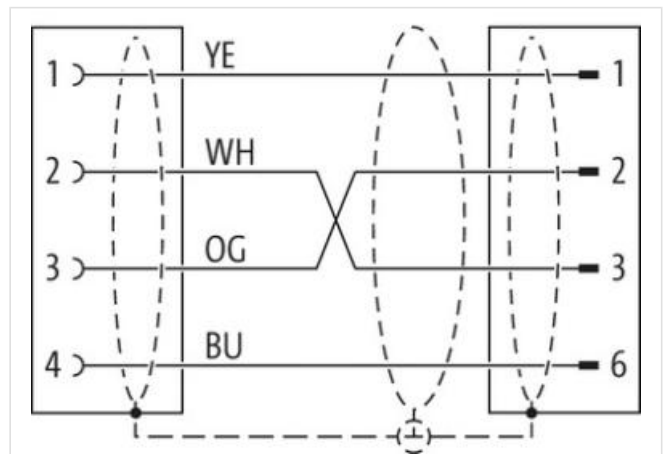
shielded

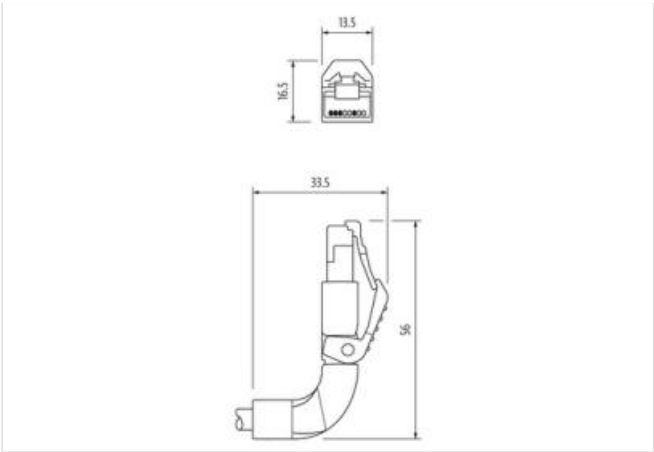
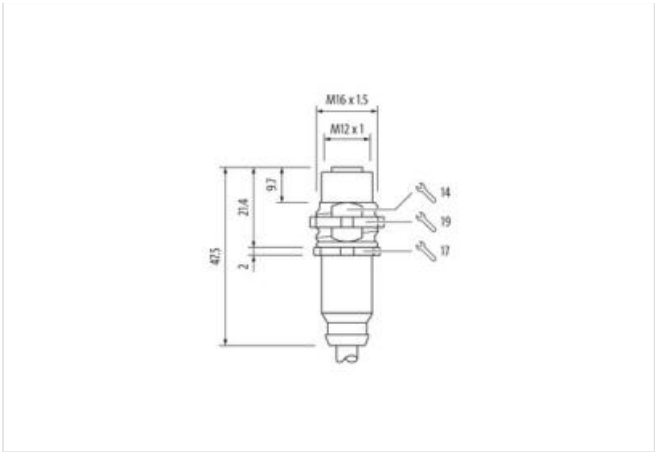
8-pole partly used

Rear mounting

Further cable lengths on request.

Plastic housings with good resistance against chemicals and oils.

[Link to Product](#)**Illustration**



Product may differ from Image



|   |               |
|---|---------------|
| Cable length                              | 1 m           |
| Side 1                                    |               |
| Tightening torque                         | 0,6 Nm        |
| Family construction form                  | M12           |
| Thread                                    | M12 x 1       |
| suitable for corrugated tube (internal Ø) | 10 mm         |
| Coding                                    | D             |
| Material                                  | PUR           |
| Degree of protection (EN IEC 60529)       | IP66K, IP67   |
| Side 2                                    |               |
| Coating head                              | nickel plated |
| Family construction form                  | RJ45          |
| Material                                  | Brass         |
| Degree of protection (EN IEC 60529)       | IP20          |
| Commercial data                           |               |
| ECLASS-6.0                                | 27061801      |
| ECLASS-6.1                                | 27279220      |
| ECLASS-7.0                                | 27440103      |
| ECLASS-8.0                                | 27440103      |
| ECLASS-9.0                                | 27440103      |
| ECLASS-10.1                               | 27440103      |
| ECLASS-11.1                               | 27440103      |
| ECLASS-12.0                               | 27440103      |
| ETIM-5.0                                  | EC001855      |
| customs tariff number                     | 85444290      |
| GTIN                                      | 4048879871204 |
| Packaging unit                            | 1             |
| Electrical data   Supply                  |               |
| Operating voltage DC max.                 | 60 V          |
| Current operating per contact max.        | 1,5 A         |
| Industrial communication                  |               |

|                     |  |
|---------------------|--|
| Transfer parameters | CAT5, Class D (ISO/IEC 11801:2002), (EN 50173-1) |
|---------------------|--|

|                             |            |
|-----------------------------|------------|
| Data transmission rate max. | 100 MBit/s |
|-----------------------------|------------|

#### Industrial communication | Ethernet functionality

|        |             |
|--------|-------------|
| duplex | Full duplex |
|--------|-------------|

#### Installation | Connection

|              |           |
|--------------|-----------|
| Mounting set | M16 x 1.5 |
|--------------|-----------|

|                          |     |
|--------------------------|-----|
| Family construction form | M12 |
|--------------------------|-----|

|                    |      |
|--------------------|------|
| Width across flats | SW19 |
|--------------------|------|

#### Device protection | Electrical

|                 |          |
|-----------------|----------|
| Protection NEMA | 3, 4, 6P |
|-----------------|----------|

|                  |   |
|------------------|---|
| Pollution Degree | 3 |
|------------------|---|

|                     |      |
|---------------------|------|
| Rated surge voltage | 1 kV |
|---------------------|------|

|                              |   |
|------------------------------|---|
| Material group (IEC 60664-1) | I |
|------------------------------|---|

#### Mechanical data | Material data

|                  |    |
|------------------|----|
| Locking material | PA |
|------------------|----|

#### Mechanical data | Mounting data

|                 |                                       |
|-----------------|---------------------------------------|
| Mounting method | inserted, screwed, Shaking protection |
|-----------------|---------------------------------------|

#### Environmental characteristics | Climatic

|                            |        |
|----------------------------|--------|
| Operating temperature min. | -25 °C |
|----------------------------|--------|

|                            |       |
|----------------------------|-------|
| Operating temperature max. | 85 °C |
|----------------------------|-------|

|  |                            |
|--|----------------------------|
| Additional condition temperature range | depending on cable quality |
|--|----------------------------|

#### Important installation notes

|                       |   |
|-----------------------|---|
| Note on strain relief | Protect the connectors by suitable measures from mechanical loads, e.g. by the usage of cable ties. |
|-----------------------|---|

|                        |   |
|------------------------|---|
| Note on bending radius | <b>Attention:</b> Observe the permissible bending radii when laying cables, as the IP protection class can be endangered by excessive bending forces. |
|------------------------|---|

#### Approvals

|        |     |
|--------|-----|
| UL 50E | yes |
|--------|-----|

#### Installation | Cable

|                      |     |
|----------------------|-----|
| Cable identification | 796 |
|----------------------|-----|

|              |       |
|--------------|-------|
| Jacket Color | green |
|--------------|-------|

|                     |       |
|---------------------|-------|
| Type of Certificate | cURus |
|---------------------|-------|

|                  |   |
|------------------|---|
| Amount stranding | 1 |
|------------------|---|

|           |                                    |
|-----------|------------------------------------|
| Stranding | 4 wires around Core filler twisted |
|-----------|------------------------------------|

|                        |                      |
|------------------------|----------------------|
| Cable shielding (type) | copper braid, tinned |
|------------------------|----------------------|

|                            |      |
|----------------------------|------|
| Cable shielding (coverage) | 85 % |
|----------------------------|------|

|         |              |
|---------|--------------|
| Banding | Fleece, Foil |
|---------|--------------|

|        |     |
|--------|-----|
| Filler | yes |
|--------|-----|

|                  |                             |
|------------------|-----------------------------|
| wire arrangement | white, yellow, blue, orange |
|------------------|-----------------------------|

|                               |             |
|-------------------------------|-------------|
| Traversing distance (C-track) | 5 m @ 25 °C |
|-------------------------------|-------------|

|                        |                |
|------------------------|----------------|
| Travel speed (C-track) | 3 Mio. @ 25 °C |
|------------------------|----------------|

|              |          |
|--------------|----------|
| Cable weight | 69,3 g/m |
|--------------|----------|

|                        |                 |
|------------------------|-----------------|
| Travel speed (C-track) | 3,3 m/s @ 25 °C |
|------------------------|-----------------|

|                 |     |
|-----------------|-----|
| Material jacket | PUR |
|-----------------|-----|

|                       |            |
|-----------------------|------------|
| Shore hardness jacket | 89 Shore A |
|-----------------------|------------|

|                                   |  |
|-----------------------------------|--|
| Freedom from ingredients (jacket) | lead-free, cadmium-free, CFC-free, halogen-free, silicone-free |
|-----------------------------------|--|

|                         |        |
|-------------------------|--------|
| Outer-diameter (jacket) | 6,7 mm |
|-------------------------|--------|

|                                   |       |
|-----------------------------------|-------|
| Tolerance outer diameter (sheath) | ± 5 % |
|-----------------------------------|-------|

|                       |      |
|-----------------------|------|
| Material inner jacket | FRNC |
|-----------------------|------|

|                      |       |
|----------------------|-------|
| Color (inner jacket) | natur |
|----------------------|-------|

|                          |    |
|--------------------------|----|
| Material wire insulation | PE |
|--------------------------|----|

|              |   |
|--------------|---|
| Amount wires | 4 |
|--------------|---|

|   |  |
|---|--|
| Outer diameter insulation                         | 1,4 mm   |
| Outer diameter tolerance core insulation          | ± 5 %  |
| Shore hardness wire insulation                    | 65 Shore D   |
| Ingredient freeness wire insulation               | lead-free, CFC-free, halogen-free                    |
| Amount strands (wire)                             | 7  |
| Diameter of single wires                          | 22 AWG   |
| Conductor crosssection (wire)                     | 22 AWG   |
| Material conductor wire                           | Stranded copper wire, bare                           |
| Loop resistance                                   | 5000 MΩ × km   |
| Nominal voltage AC max.                           | 300 V  |
| Current load capacity (standard)                  | to DIN VDE 0298-4                                    |
| Current load capacity min. wire                   | 4,8 A  |
| Characteristic impedance                          | 100 Ω ± 15 % @ 100 MHz                               |
| Electrical resistance line constant wire          | 55 Ω/km @ 20 °C                                      |
| AC withstand voltage (wire - wire)                | 2 kV @ 60 s  |
| Electrical capacity line constant (wire - wire)   | 50000 pF/km  |
| Power frequency withstand voltage (wire - jacket) | 2 kV @ 60 s  |
| AC withstand voltage (wire - shield)              | 2 kV @ 60 s  |
| Min. operating temperature (static)               | -40 °C   |
| Max. operating temperature (fixed)                | 80 °C  |
| Operating temperature min. (dynamic)              | -30 °C   |
| Operating temperature max. (dynamic)              | 70 °C  |
| Flame resistance                                  | IEC 60332-2-2   UL 1581 § 1090   UL 1581 § 1100 FT2  |
| chemical resistance                               | Good, application-related testing                    |
| Gasoline resistance                               | Good, application-related testing                    |
| Oil resistance                                    | DIN EN 60811-404   Good, application-related testing |
| Bending radius (fixed)                            | 5 x Outer diameter                                   |
| Bending radius (dynamic)                          | 12 x Outer diameter                                  |
| No. of torsion cycles                             | 1 Mio. 25 °C   |
| Torsion stress                                    | ± 180 °/m  |