

M12 male 0° / MSUD valve plug A-18mm

PUR 5x0.34 ye UL/CSA+drag ch. 0.6m

MSUD

The resistance to aggressive media should be individually tested for your application. Further details on request.

Form A (18 mm) – M12, male straight

24 V DC $\pm 25\%$

LED (yellow/green)

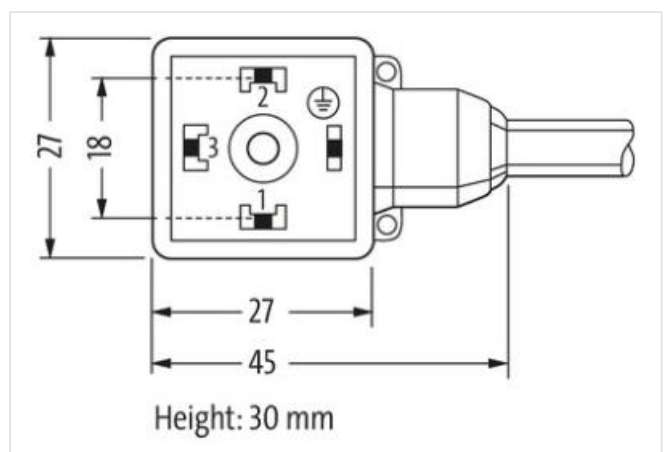
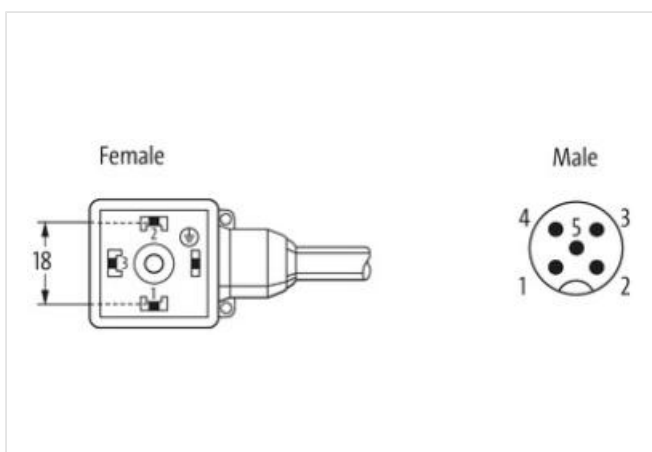
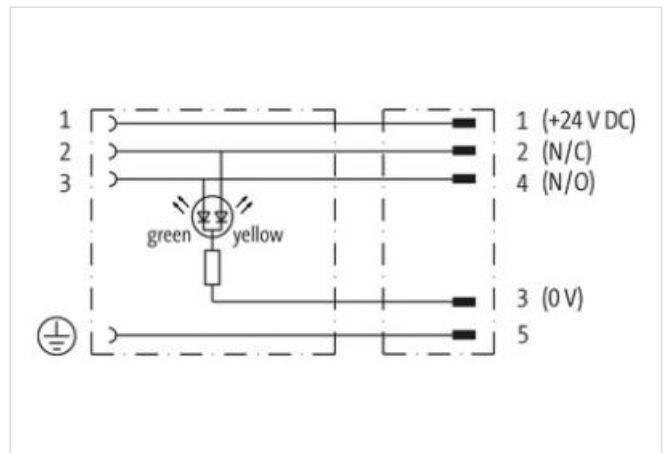

for pressure switches

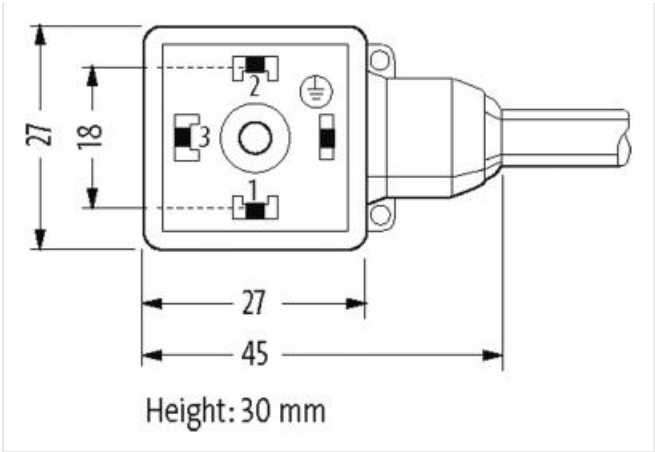
Attention: Contact carrier turned to 180°!

Art-No. 7005 - M12 Lite - (plastic hexagonal screw) on request

Further cable lengths on request.

Plastic housings with good resistance against chemicals and oils.

[Link to Product](#)**Illustration**



Product may differ from Image



Cable length	0,6 m
Side 1	
Tightening torque	0,4 Nm
Family construction form	MSUD
Thread	M3
Material	PUR
Degree of protection (EN IEC 60529)	IP67
Side 2	
Tightening torque	0,6 Nm
Family construction form	M12
Thread	M12 x 1
suitable for corrugated tube (internal Ø)	10 mm
Material	PBT
Width across flats	SW13
Degree of protection (EN IEC 60529)	IP67
Commercial data	
ECLASS-6.0	27279218
ECLASS-7.0	27279218
ECLASS-8.0	27279218
ECLASS-9.0	27060311
ECLASS-10.1	27060312
ECLASS-11.1	27060312
ECLASS-12.0	27060312
ETIM-5.0	EC001855
customs tariff number	85444290
GTIN	4048879759786
Packaging unit	1
Electrical data Supply	
Operating voltage DC	24 V
Operating voltage DC min.	18 V
Operating voltage DC max.	30 V
Current operating per contact max.	4 A

Current consumption max. 15 mA

Diagnostics

Status indication LED green, yellow

Device protection | Electrical

Additional condition protection degree inserted, screwed

Pollution Degree 3

Rated surge voltage 0,8 kV

Material group (IEC 60664-1) I

Mechanical data | Material data

Coating locking Nickeled

Color housing black

Material gasket PUR

Material housing Plastic

Locking material Zinc die-casting

Mechanical data | Mounting data

Mounting method inserted, screwed

Environmental characteristics | Climatic

Operating temperature min. -25 °C

Operating temperature max. 85 °C

Additional condition temperature range depending on cable quality

Important installation notes

Note on strain relief Protect the connectors by suitable measures from mechanical loads, e.g. by the usage of cable ties.

Note on bending radius **Attention:** Observe the permissible bending radii when laying cables, as the IP protection class can be endangered by excessive bending forces.

Installation | Cable

Cable identification 035

Cable Type 3

Jacket Color yellow

Type of Certificate cURus

Amount stranding 1

Stranding 5 wires around Core filler twisted

Filler yes

wire arrangement brown, black, blue, white, green-yellow

Cable weight 41,8 g/m

Material jacket PUR

Shore hardness jacket 90 ± 5 Shore A

Freedom from ingredients (jacket) lead-free, cadmium-free, CFC-free, halogen-free, silicone-free

Outer-diameter (jacket) 4,8 mm

Tolerance outer diameter (sheath) ± 5 %

Material wire insulation PP

Amount wires 5

Outer diameter insulation 1,25 mm

Outer diameter tolerance core insulation ± 5 %

Shore hardness wire insulation 70 ± 5 Shore D

Ingredient freeness wire insulation lead-free, cadmium-free, CFC-free, halogen-free, silicone-free

Amount strands (wire) 42

Diameter of single wires 0,1 mm

Conductor crosssection (wire) 0,34 mm²

Material conductor wire Stranded copper wire, bare

Conductor type (wire) strand class 6

Traversing distance (C-track) 10 m @ 25 °C | horizontal

Nominal voltage AC max.	300 V
Current load capacity (standard)	to DIN VDE 0298-4
Current load capacity min. wire	4,5 A
Electrical resistance line constant wire	57 Ω /km @ 20 °C
AC withstand voltage (wire - wire)	2,5 kV @ 60 s
Power frequency withstand voltage (wire - jacket)	2,5 kV @ 60 s
Min. operating temperature (static)	-40 °C
Max. operating temperature (fixed)	80 °C / 90 °C @ 10000 h Operation
Operating temperature min. (dynamic)	-25 °C
Operating temperature max. (dynamic)	80 °C / 90 °C @ 10000 h Operation
Flame resistance	UL 1581 § 1100 FT2 IEC 60332-2-2 UL 1581 § 1090
chemical resistance	Good, application-related testing
Gasoline resistance	Good, application-related testing
Oil resistance	DIN EN 60811-404 Good, application-related testing
Bending radius (fixed)	5 x Outer diameter
Bending radius (dynamic)	10 x Outer diameter
Travel speed (C-track)	10 Mio. @ 25 °C
No. of torsion cycles	2 Mio.
Torsion stress	± 180 °/m
Torsion speed	35 cycles/min