

Y-Distributor M12 male / M12 female 90° A-cod. LED

PUR 3x0.34 gy UL/CSA+drag ch. 0.6m

Y-connector M12 – M12, 4/3-pole

Male straight – females 90°

A-coded

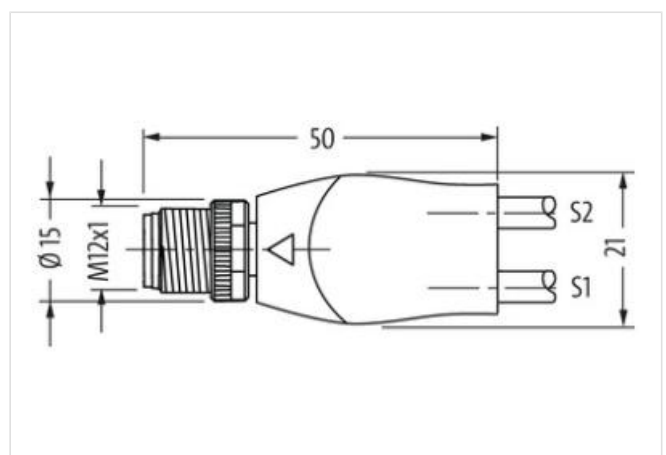
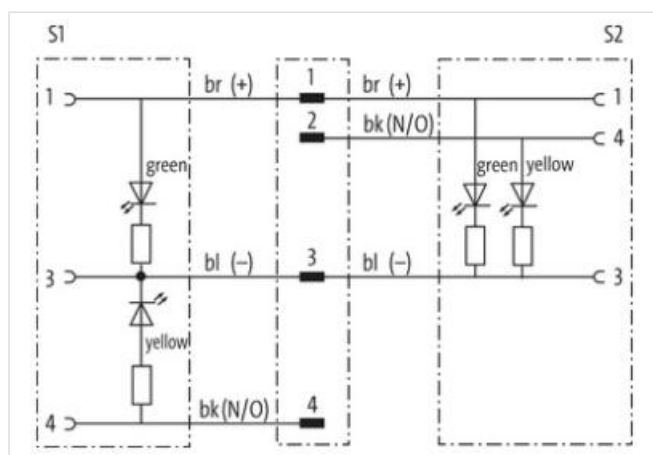
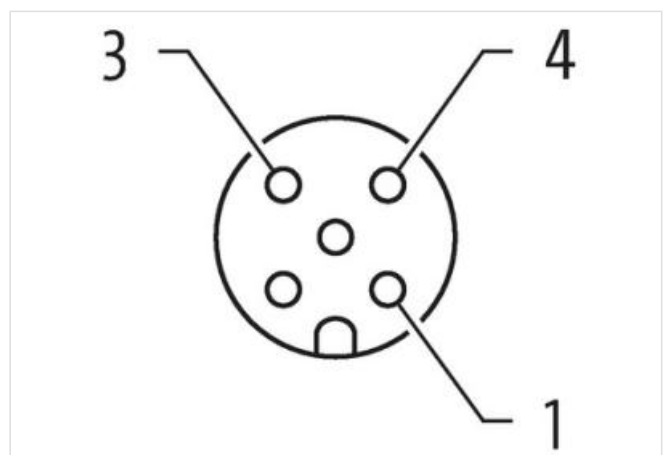

LED (yellow/green)

Art-No. 7005 - M12 Lite - (plastic hexagonal screw) on request

Plastic housings with good resistance against chemicals and oils.

The resistance to aggressive media should be individually tested for your application. Further details on request.

Further cable lengths on request.

[Link to Product](#)**Illustration**



Product may differ from Image



| | |
|---|-------------------|
| Cable length | 0,6 m |
| Side 1 | |
| Tightening torque | 0,6 Nm |
| Mounting method | inserted, screwed |
| Coating contact | gold plated |
| Family construction form | M12 |
| Thread | M12 x 1 |
| suitable for corrugated tube (internal Ø) | 10 mm |
| Material contact | Copper alloy |
| Material | PUR |
| No. of poles | 4 |
| Width across flats | SW13 |
| Degree of protection (EN IEC 60529) | IP65, IP66K, IP67 |
| Side 2 | |
| Tightening torque | 0,6 Nm |
| Mounting method | inserted, screwed |
| Coating contact | gold plated |
| Family construction form | M12 |
| Thread | M12 x 1 |
| Material contact | Copper alloy |
| Material | PUR |
| No. of poles | 3 |
| Width across flats | SW13 |
| Degree of protection (EN IEC 60529) | IP65, IP66K, IP67 |
| Side 3 | |
| Mounting method | inserted, screwed |
| Family construction form | M12 |
| No. of poles | 3 |
| Commercial data | |
| ECLASS-6.0 | 27279218 |
| ECLASS-7.0 | 27279218 |
| ECLASS-8.0 | 27279218 |

| | |
|---|--|
| ECLASS-9.0 | 27060311 |
| ECLASS-10.1 | 27060313 |
| ECLASS-11.1 | 27060313 |
| ECLASS-12.0 | 27060313 |
| ETIM-5.0 | EC001855 |
| customs tariff number | 85444290 |
| GTIN | 4048879155410 |
| Packaging unit | 1 |
| Electrical data Supply | |
| Operating voltage DC | 24 V |
| Operating voltage DC min. | 18 V |
| Operating voltage DC max. | 30 V |
| Operating voltage DC max. (UL-listed) | 30 V |
| Current operating per contact max. | 4 A |
| Current consumption max. | 5 mA |
| Diagnostics | |
| Status indication LED | green, yellow |
| Installation Connection | |
| Mounting set | M12 x 1 |
| Device protection Electrical | |
| Additional condition protection degree | inserted, screwed |
| Pollution Degree | 3 |
| Rated surge voltage | 0,8 kV |
| Material group (IEC 60664-1) | I |
| Mechanical data Material data | |
| Coating locking | Nickeled |
| Coating of fitting | nickel plated |
| Material gasket | FKM |
| Locking material | Zinc die-casting |
| Material screw connection | Zinc die-casting |
| Mechanical data Mounting data | |
| Mounting method | inserted, screwed, Shaking protection |
| Environmental characteristics Climatic | |
| Operating temperature min. | -25 °C |
| Operating temperature max. | 85 °C |
| Additional condition temperature range | depending on cable quality |
| Conformity | |
| Product standard | DIN EN 61076-2-101 (M12) |
| Installation Cable | |
| Cable identification | 233 |
| Cable Type | 3 |
| Jacket Color | gray |
| Type of Certificate | cURus |
| Amount stranding | 1 |
| Stranding | 3 wires twisted |
| wire arrangement | brown, black, blue |
| No. of bending cycles (C-track) | 10 Mio. @ 25 °C |
| Cable weight | 29,7 g/m |
| Material jacket | PUR |
| Shore hardness jacket | 90 ± 5 Shore A |
| Freedom from ingredients (jacket) | lead-free, cadmium-free, CFC-free, halogen-free, silicone-free |

| | |
|---|--|
| Outer-diameter (jacket) | 4,1 mm |
| Tolerance outer diameter (sheath) | ± 5 % |
| Material wire insulation | PP |
| Amount wires | 3 |
| Outer diameter insulation | 1,25 mm |
| Outer diameter tolerance core insulation | ± 5 % |
| Shore hardness wire insulation | 70 ± 5 Shore D |
| Ingredient freeness wire insulation | lead-free, cadmium-free, CFC-free, halogen-free, silicone-free |
| Amount strands (wire) | 42 |
| Diameter of single wires | 0,1 mm |
| Conductor crosssection (wire) | 0,34 mm² |
| Material conductor wire | Stranded copper wire, bare |
| Conductor type (wire) | strand class 6 |
| Traversing distance (C-track) | 10 m @ 25 °C horizontal |
| Current load capacity (standard) | to DIN VDE 0298-4 |
| Current load capacity min. wire | 6 A |
| Electrical resistance line constant wire | 57 Ω/km @ 20 °C |
| Nominal voltage power AC max. | 300 V |
| Power frequency withstand voltage power (wire - jacket) | 2,5 kV @ 60 s |
| AC withstand voltage power (wire - wire) | 2,5 kV @ 60 s |
| Min. operating temperature (static) | -40 °C |
| Max. operating temperature (fixed) | 80 °C / 90 °C @ 10000 h Operation |
| Operating temperature min. (dynamic) | -25 °C |
| Operating temperature max. (dynamic) | 80 °C / 90 °C @ 10000 h Operation |
| Flame resistance | UL 1581 § 1090 IEC 60332-2-2 UL 1581 § 1100 FT2 |
| chemical resistance | Good, application-related testing |
| Gasoline resistance | Good, application-related testing |
| Oil resistance | Good, application-related testing DIN EN 60811-404 |
| Bending radius (fixed) | 5 x Outer diameter |
| Bending radius (dynamic) | 10 x Outer diameter |
| No. of torsion cycles | 2 Mio. |
| Torsion speed | 35 cycles/min |
| Torsion stress | ± 180 °/m |