

**M12 male 0° / M12 female 90° A-cod. shielded**

PUR 5x0.34 shielded gy 1m

Male straight – female 90°

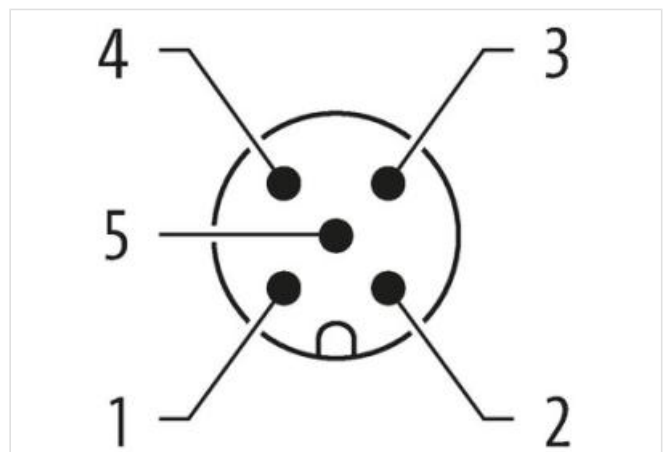
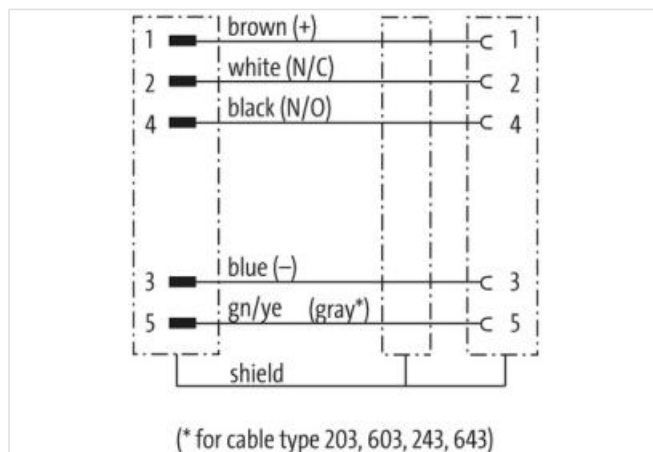

M12 – M12, 5-pole

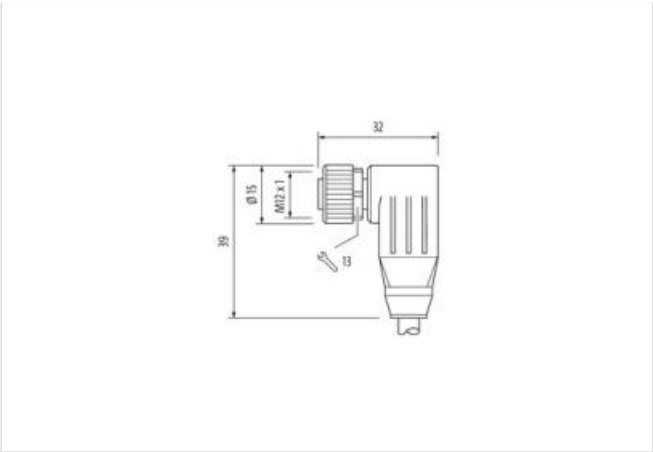
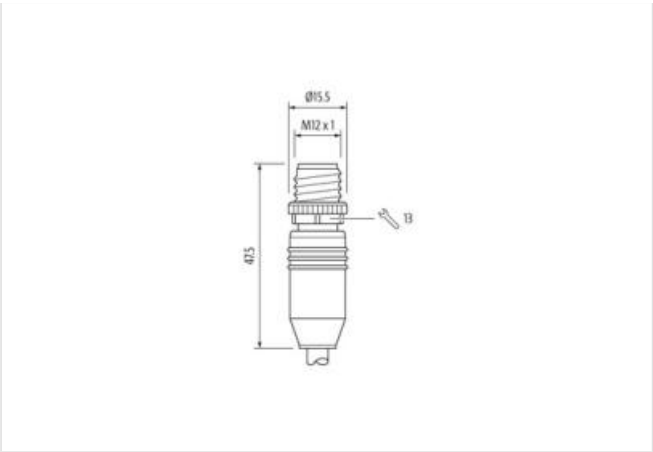
shielded

Plastic housings with good resistance against chemicals and oils.

The resistance to aggressive media should be individually tested for your application. Further details on request.

Further cable lengths on request.

[Link to Product](#)**Illustration**



Product may differ from Image



|                                     |                   |
|-------------------------------------|-------------------|
| Cable length                        | 1 m               |
| Side 1                              |                   |
| Tightening torque                   | 0,6 Nm            |
| Mounting method                     | inserted, screwed |
| Family construction form            | M12               |
| Thread                              | M12 x 1           |
| Coding                              | A                 |
| Material                            | PUR               |
| Width across flats                  | SW13              |
| Degree of protection (EN IEC 60529) | IP65, IP67        |
| Side 2                              |                   |
| Tightening torque                   | 0,6 Nm            |
| Mounting method                     | inserted, screwed |
| Family construction form            | M12               |
| Thread                              | M12 x 1           |
| Coding                              | A                 |
| Material                            | PUR               |
| Width across flats                  | SW13              |
| Commercial data                     |                   |
| ECLASS-6.0                          | 27279218          |
| ECLASS-6.1                          | 27279218          |
| ECLASS-7.0                          | 27279218          |
| ECLASS-8.0                          | 27279218          |
| ECLASS-9.0                          | 27060311          |
| ECLASS-10.1                         | 27060311          |
| ECLASS-11.1                         | 27060311          |
| ECLASS-12.0                         | 27060311          |
| ETIM-5.0                            | EC001855          |
| customs tariff number               | 85444290          |
| GTIN                                | 4048879164733     |
| Packaging unit                      | 1                 |
| Electrical data   Supply            |                   |

|   |   |
|---|---|
| Operating voltage AC max.                       | 60 V  |
| Operating voltage DC max.                       | 60 V  |
| Current operating per contact max.              | 4 A   |
| <b>Installation   Connection</b>                |   |
| Mounting set                                    | M12 x 1   |
| <b>Device protection   Electrical</b>           |   |
| Additional condition protection degree          | inserted, screwed   |
| Pollution Degree                                | 3   |
| Rated surge voltage                             | 1,5 kV  |
| Material group (IEC 60664-1)                    | I   |
| <b>Mechanical data</b>                          |   |
| Contour for corrugated hose                     | without   |
| <b>Mechanical data   Material data</b>          |   |
| Coating locking                                 | Nickeled  |
| Coating of fitting                              | nickel plated   |
| Material gasket                                 | FKM   |
| Locking material                                | Zinc die-casting  |
| Material screw connection                       | Zinc die-casting  |
| <b>Mechanical data   Mounting data</b>          |   |
| Mounting method                                 | inserted, screwed, Shaking protection   |
| <b>Environmental characteristics   Climatic</b> |   |
| Operating temperature min.                      | -25 °C  |
| Operating temperature max.                      | 85 °C   |
| Additional condition temperature range          | depending on cable quality  |
| <b>Important installation notes</b>             |   |
| Note on strain relief                           | Protect the connectors by suitable measures from mechanical loads, e.g. by the usage of cable ties.   |
| Note on bending radius                          | <b>Attention:</b> Observe the permissible bending radii when laying cables, as the IP protection class can be endangered by excessive bending forces. |
| <b>Installation   Cable</b>                     |   |
| Cable identification                            | 349   |
| Jacket Color                                    | gray  |
| Amount stranding                                | 1   |
| Stranding                                       | 5 wires around Core filler twisted  |
| Cable shielding (type)                          | copper braid, tinned  |
| Cable shielding (coverage)                      | 85 %  |
| Banding   | Fleece, Foil  |
| Filler  | yes   |
| wire arrangement                                | brown, black, blue, white, green-yellow   |
| Cable weight                                    | 59,4 g/m  |
| Material jacket                                 | PUR   |
| Shore hardness jacket                           | 85 ± 5 Shore A  |
| Freedom from ingredients (jacket)               | lead-free, cadmium-free, CFC-free, halogen-free   |
| Outer-diameter (jacket)                         | 5,9 mm  |
| Tolerance outer diameter (sheath)               | ± 5 %   |
| Material inner jacket                           | PVC   |
| Color (inner jacket)                            | gray  |
| Material wire insulation                        | PVC   |
| Amount wires                                    | 5   |
| Outer diameter insulation                       | 1,45 mm   |
| Outer diameter tolerance core insulation        | ± 5 %   |
| Shore hardness wire insulation                  | 85 ± 5 Shore A  |

|   |  |
|---|--|
| Material properties wire insulation               | good machinability                                   |
| Ingredient freeness wire insulation               | lead-free, cadmium-free, CFC-free, silicone-free     |
| Amount strands (wire)                             | 42   |
| Diameter of single wires                          | 0,1 mm   |
| Conductor crosssection (wire)                     | 0,34 mm <sup>2</sup>                                 |
| Material conductor wire                           | Stranded copper wire, bare                           |
| Conductor type (wire)                             | strand class 6                                       |
| Traversing distance (C-track)                     | 5 m @ 25 °C  |
| Max. rated voltage (conductor - conductor)        | 350 V  |
| Max. rated voltage (conductor - ground)           | 300 V  |
| Current load capacity (standard)                  | to DIN VDE 0298-4                                    |
| Current load capacity min. wire                   | 4,5 A  |
| Electrical resistance line constant wire          | 57 Ω/km @ 20 °C                                      |
| AC withstand voltage (wire - wire)                | 2 kV @ 60 s  |
| Power frequency withstand voltage (wire - jacket) | 2 kV @ 60 s  |
| AC withstand voltage (wire - shield)              | 1,5 kV @ 60 s  |
| Min. operating temperature (static)               | -40 °C   |
| Max. operating temperature (fixed)                | 80 °C  |
| Operating temperature min. (dynamic)              | -5 °C  |
| Operating temperature max. (dynamic)              | 70 °C  |
| Flame resistance                                  | IEC 60332-2-2   UL 1581 § 1090   UL 1581 § 1100 FT2  |
| chemical resistance                               | Good, application-related testing                    |
| Gasoline resistance                               | Good, application-related testing                    |
| Oil resistance                                    | DIN EN 60811-404   Good, application-related testing |
| Bending radius (fixed)                            | 10 x Outer diameter                                  |
| Bending radius (dynamic)                          | 15 x Outer diameter                                  |
| Travel speed (C-track)                            | 0,1 Mio. @ 25 °C                                     |