

M12 male 0° X-cod. with cable shielded

PUR 4x2xAWG26 shielded gn UL/CSA 10m

Ethernet CAT6A

Male straight

M12, 8-pole

shielded

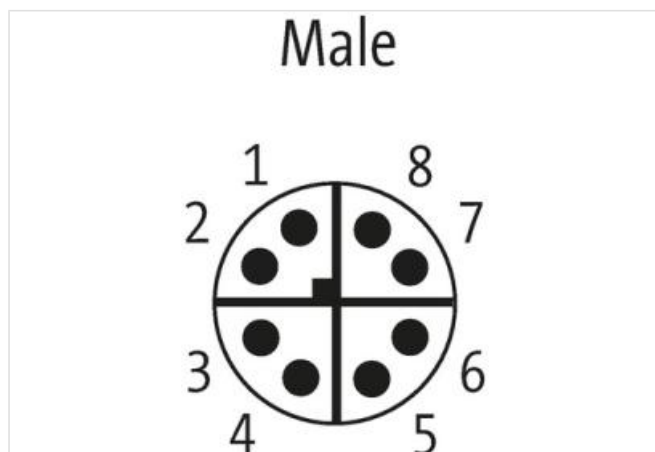
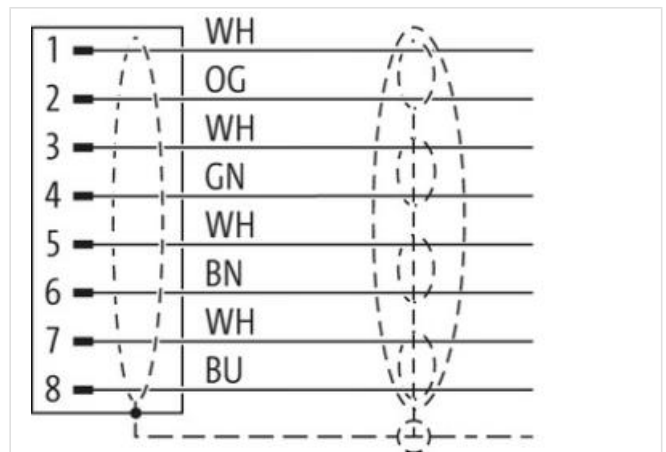
Product fulfills requirements according to UN/ECE R118

Transmission properties with channel transmission up to 50 m

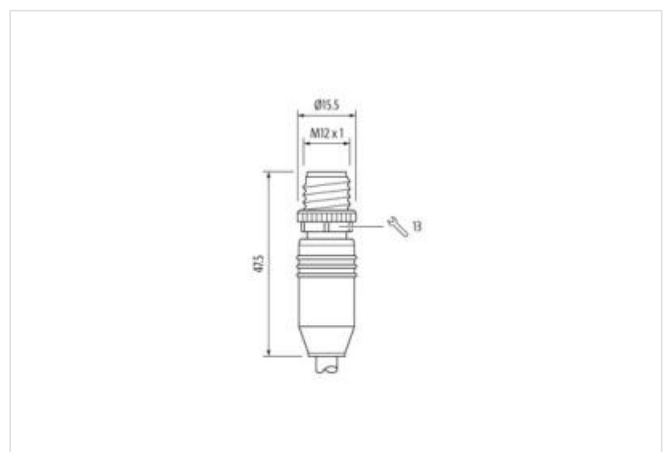
Further cable lengths on request.

Plastic housings with good resistance against chemicals and oils.

The resistance to aggressive media should be individually tested for your application. Further details on request.

[Link to Product](#)**Illustration**

Product may differ from Image



Cable length

10 m

Side 1

| | |
|-------------------------------------|-------------------|
| Tightening torque | 0,6 Nm |
| Mounting method | inserted, screwed |
| Family construction form | M12 |
| Thread | M12 x 1 |
| Cable outlet | straight |
| Coding | X |
| Material | PUR |
| No. of poles | 8 |
| Width across flats | SW13 |
| Degree of protection (EN IEC 60529) | IP65, IP67 |

Side 2

| | |
|--------------------------|----------------|
| Family construction form | free cable end |
|--------------------------|----------------|

Commercial data

| | |
|-----------------------|---------------|
| ECLASS-6.0 | 27061801 |
| ECLASS-7.0 | 27061801 |
| ECLASS-8.0 | 27061801 |
| ECLASS-9.0 | 27061801 |
| ECLASS-10.1 | 27060307 |
| ECLASS-11.1 | 27060307 |
| ECLASS-12.0 | 27060307 |
| ETIM-5.0 | EC001855 |
| customs tariff number | 85444290 |
| GTIN | 4048879536660 |
| Packaging unit | 1 |

Electrical data | Supply

| | |
|------------------------------------|-------|
| Operating voltage AC max. | 50 V |
| Operating voltage DC max. | 60 V |
| Operating voltage AC (UL-listed) | 30 V |
| Operating voltage DC (UL-listed) | 30 V |
| Current operating per contact max. | 0,5 A |

Industrial communication

| | |
|-----------------------------|---|
| Transfer parameters | CAT6, Class EA (ISO/IEC 11801:2002), (EN 50173-1) |
| Data transmission rate max. | 10 GBit/s |

Installation | Connection

| | |
|--------------|---------|
| Mounting set | M12 x 1 |
|--------------|---------|

Device protection | Electrical

| | |
|--|-------------------|
| Additional condition protection degree | inserted, screwed |
| Pollution Degree | 3 |
| Rated surge voltage | 1,5 kV |
| Material group (IEC 60664-1) | I |

Mechanical data

| | |
|-----------------------------|---------|
| Contour for corrugated hose | without |
|-----------------------------|---------|

Mechanical data | Material data

| | |
|---------------------------|------------------|
| Coating locking | Nickel |
| Coating of fitting | nickel plated |
| Locking material | Zinc die-casting |
| Material screw connection | Zinc die-casting |

Mechanical data | Mounting data

| | |
|-----------------|---------------------------------------|
| Mounting method | inserted, screwed, Shaking protection |
|-----------------|---------------------------------------|

Environmental characteristics | Climatic

| | |
|--|----------------------------|
| Operating temperature min. | -25 °C |
| Operating temperature max. | 85 °C |
| Additional condition temperature range | depending on cable quality |

Important installation notes

| | |
|------------------------|---|
| Note on strain relief | Protect the connectors by suitable measures from mechanical loads, e.g. by the usage of cable ties. |
| Note on bending radius | Attention: Observe the permissible bending radii when laying cables, as the IP protection class can be endangered by excessive bending forces. |

Conformity

| | |
|------------------|--------------------------|
| Product standard | DIN EN 61076-2-109 (M12) |
|------------------|--------------------------|

Installation | Cable

| | |
|---|--|
| Cable identification | 790 |
| Jacket Color | green |
| Type of Certificate | cURus |
| Amount stranding | 4 |
| Stranding | 2 wires twisted |
| Amount stranding (type 2) | 1 |
| Stranding (type 2) | 4 Stranded joints twisted |
| Cable shielding (type) | copper braid, tinned |
| Cable shielding (coverage) | 65 % |
| Banding | Foil |
| wire arrangement | (white, orange), (white, blue), (white, brown), (white, green) |
| Cable weight | 52,8 g/m |
| Material jacket | PUR |
| Shore hardness jacket | 89 Shore A |
| Freedom from ingredients (jacket) | lead-free, CFC-free, halogen-free |
| Outer-diameter (jacket) | 6,4 mm |
| Tolerance outer diameter (sheath) | ± 5 % |
| Material wire insulation | PE |
| Amount wires | 8 |
| Outer diameter insulation | 1,05 mm |
| Outer diameter tolerance core insulation | ± 5 % |
| Shore hardness wire insulation | 65 Shore D |
| Ingredient freeness wire insulation | lead-free, CFC-free, halogen-free |
| Amount strands (wire) | 7 |
| Diameter of single wires | 26 AWG |
| Conductor crosssection (wire) | 26 AWG |
| Material conductor wire | Stranded copper wire, bare |
| Nominal voltage AC max. | 125 V |
| Current load capacity (standard) | to DIN VDE 0298-4 |
| Current load capacity min. wire | 2 A |
| Electrical resistance line constant wire | 140 Ω/km @ 20 °C |
| AC withstand voltage (wire - wire) | 2 kV @ 60 s |
| Electrical capacity line constant (wire - wire) | 44000 pF/km |
| Power frequency withstand voltage (wire - jacket) | 2 kV @ 60 s |
| AC withstand voltage (wire - shield) | 2 kV @ 60 s |
| Loop resistance | 5000 MΩ × km |
| Min. operating temperature (static) | -40 °C |
| Max. operating temperature (fixed) | 80 °C |
| Operating temperature min. (dynamic) | -30 °C |
| Operating temperature max. (dynamic) | 70 °C |
| Flame resistance | IEC 60332-2-2 UL 1581 § 1100 FT2 UL 1581 § 1090 |
| chemical resistance | Good, application-related testing |

| | |
|--------------------------|--|
| Gasoline resistance | Good, application-related testing |
| Oil resistance | Good, application-related testing DIN EN 60811-404 |
| Bending radius (fixed) | 8 x Outer diameter |
| Bending radius (dynamic) | 10 x Outer diameter |