

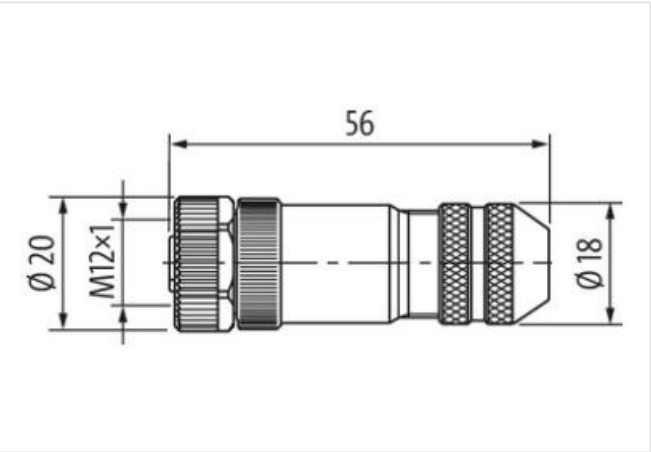
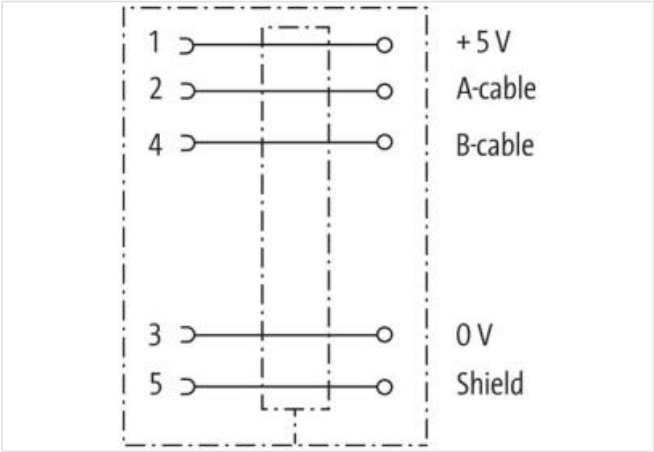
M12 female 0° B-cod. screw terminal shielded

5-pol., max. 0.75mm², 6 - 8mm, shielded

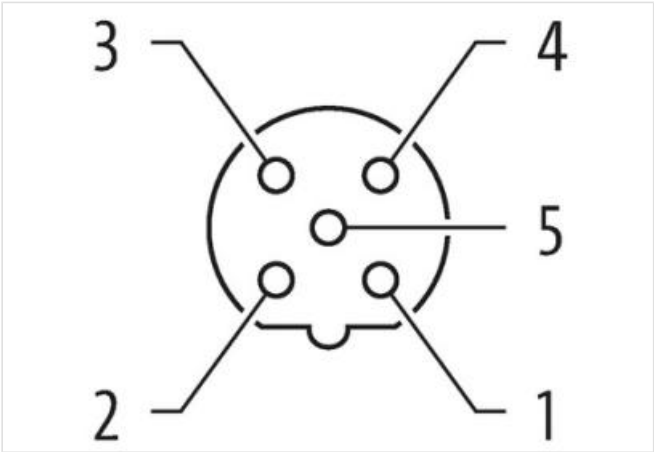
Female straight
M12, 5-pole
B-coded
shielded
Screw terminals
Sealing range (cable Ø): 6...8 mm
The resistance to aggressive media should be individually tested for your application. Further details on request.

Link to Product

Illustration



Product may differ from Image



Side 1	
Tightening torque	0,6 Nm
Family construction form	M12
Thread	M12 x 1

Degree of protection (EN IEC 60529) IP67

Commercial data

ECLASS-6.0	27279221
ECLASS-7.0	27440104
ECLASS-8.0	27440104
ECLASS-9.0	27440102
ECLASS-10.1	27440102
ECLASS-11.1	27440102
ECLASS-12.0	27440116
ETIM-5.0	EC002635
customs tariff number	85366990
GTIN	4048879198622
Packaging unit	1

Electrical data | Supply

Operating voltage AC max.	60 V
Operating voltage DC max.	60 V
Current operating per contact max.	4 A

Installation

Connection cross section max.	0,75 mm²
-------------------------------	----------

Installation | Pin assignment

Coding	B
--------	---

Device protection | Electrical

Additional condition protection degree	inserted, screwed
Pollution Degree	3
Rated surge voltage	1,5 kV
Material group (IEC 60664-1)	II

Mechanical data | Material data

Coating housing	Nickeled
Coating locking	Nickeled
Material gasket	FKM
Material housing	Zinc die-casting
Locking material	Zinc die-casting

Mechanical data | Mounting data

Mounting method	inserted, screwed, Shaking protection
Clamping range min.	6 mm
Clamping range max.	8 mm
Height	57 mm
Width	20 mm
Depth	20 mm

Environmental characteristics | Climatic

Operating temperature min.	-40 °C
Operating temperature max.	85 °C

Important installation notes

Note on strain relief	Protect the connectors by suitable measures from mechanical loads, e.g. by the usage of cable ties.
Note on bending radius	Attention: Observe the permissible bending radii when laying cables, as the IP protection class can be endangered by excessive bending forces.