

**M12 female 0° A-cod. with cable**

PUR 3x0.75 bk UL/CSA 10m

Female straight

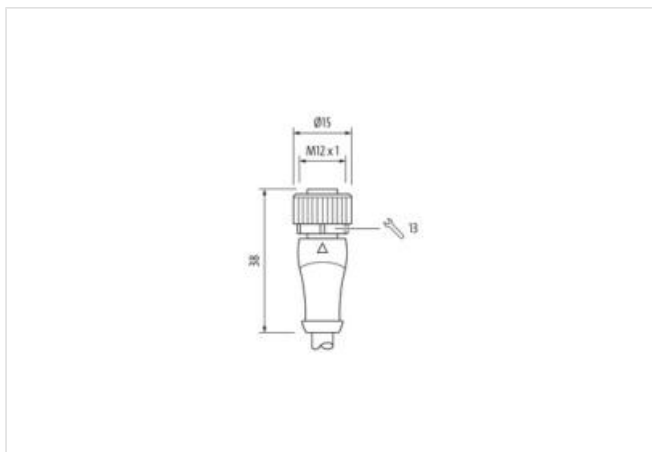

M12, 3-pole

Art-No. 7005 - M12 Lite - (plastic hexagonal screw) on request  
with cable sleeves

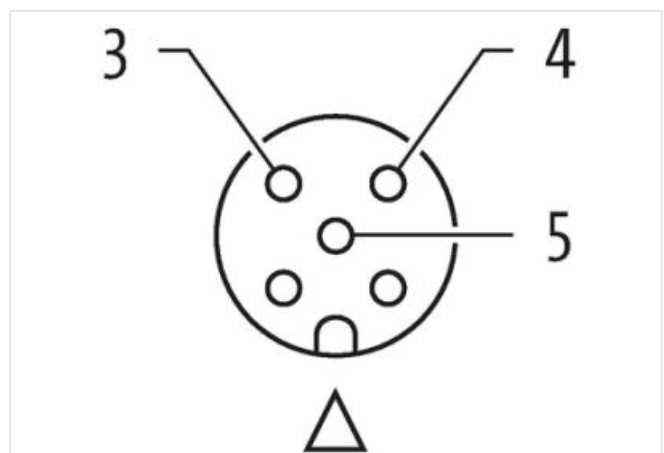
Plastic housings with good resistance against chemicals and oils.

The resistance to aggressive media should be individually tested for your application. Further details on request.

Further cable lengths on request.

[Link to Product](#)**Illustration**

Product may differ from Image



Cable length 10 m

**Side 1**

Tightening torque 0,6 Nm

|   |                   |
|---|-------------------|
| Mounting method                           | inserted, screwed |
| Family construction form                  | M12               |
| Thread                                    | M12 x 1           |
| suitable for corrugated tube (internal Ø) | 10 mm             |
| Coding                                    | A                 |
| Material                                  | PUR               |
| Width across flats                        | SW13              |
| Degree of protection (EN IEC 60529)       | IP65, IP66K, IP67 |

#### Commercial data

|                       |               |
|-----------------------|---------------|
| ECLASS-6.0            | 27279218      |
| ECLASS-6.1            | 27279218      |
| ECLASS-7.0            | 27279218      |
| ECLASS-8.0            | 27279218      |
| ECLASS-9.0            | 27060311      |
| ECLASS-10.1           | 27060311      |
| ECLASS-11.1           | 27060311      |
| ECLASS-12.0           | 27060311      |
| ETIM-5.0              | EC001855      |
| customs tariff number | 85444290      |
| GTIN                  | 4048879593977 |
| Packaging unit        | 1             |

#### Electrical data | Supply

|                                    |       |
|------------------------------------|-------|
| Operating voltage AC max.          | 125 V |
| Operating voltage DC max.          | 125 V |
| Operating voltage AC (UL-listed)   | 30 V  |
| Operating voltage DC (UL-listed)   | 30 V  |
| Current operating per contact max. | 4 A   |

#### Installation | Connection

|              |         |
|--------------|---------|
| Mounting set | M12 x 1 |
|--------------|---------|

#### Device protection | Electrical

|                              |        |
|------------------------------|--------|
| Pollution Degree             | 3      |
| Rated surge voltage          | 2,5 kV |
| Material group (IEC 60664-1) | I      |

#### Mechanical data | Material data

|                           |                  |
|---------------------------|------------------|
| Coating locking           | Nickeled         |
| Coating of fitting        | nickel plated    |
| Locking material          | Zinc die-casting |
| Material screw connection | Zinc die-casting |

#### Mechanical data | Mounting data

|                 |                                       |
|-----------------|---------------------------------------|
| Mounting method | inserted, screwed, Shaking protection |
|-----------------|---------------------------------------|

#### Environmental characteristics | Climatic

|  |                            |
|--|----------------------------|
| Operating temperature min.             | -25 °C                     |
| Operating temperature max.             | 85 °C                      |
| Additional condition temperature range | depending on cable quality |

#### Conformity

|                  |                          |
|------------------|--------------------------|
| Product standard | DIN EN 61076-2-101 (M12) |
|------------------|--------------------------|

#### Installation | Cable

|                                   |                         |
|-----------------------------------|-------------------------|
| Cable identification              | 626                     |
| Cable Type                        | 2                       |
| Printing color of wire insulation | white (isolation black) |
| Jacket Color                      | black                   |

|   |  |
|---|--|
| Type of Certificate                                     | cURus  |
| Amount stranding  | 1  |
| Stranding   | 3 wires twisted                                  |
| wire arrangement  | black 1, black 2, green-yellow                   |
| No. of bending cycles (C-track)                         | 2 Mio. @ 25 °C                                   |
| Cable weight  | 55,33 g/m  |
| Material jacket   | PUR  |
| Shore hardness jacket                                   | 85 ± 5 Shore A                                   |
| Freedom from ingredients (jacket)                       | lead-free, cadmium-free, CFC-free, silicone-free |
| Outer-diameter (jacket)                                 | 5,9 mm   |
| Tolerance outer diameter (sheath)                       | ± 5 %  |
| Material inner jacket                                   | PVC  |
| Material wire insulation                                | PVC  |
| Amount wires  | 3  |
| Outer diameter insulation                               | 1,8 mm   |
| Outer diameter tolerance core insulation                | ± 5 %  |
| Shore hardness wire insulation                          | 43 ± 5 Shore D                                   |
| Ingredient freeness wire insulation                     | lead-free, cadmium-free, CFC-free, silicone-free |
| Printing color of wire insulation                       | white (isolation black)                          |
| Amount strands (wire)                                   | 42   |
| Diameter of single wires                                | 0,15 mm  |
| Conductor crosssection (wire)                           | 0,75 mm²   |
| Material conductor wire                                 | Stranded copper wire, bare                       |
| Conductor type (wire)                                   | strand class 6                                   |
| Traversing distance (C-track)                           | 5 m @ 25 °C   horizontal                         |
| Current load capacity (standard)                        | to DIN VDE 0298-4                                |
| Current load capacity min. wire                         | 12 A   |
| Electrical resistance line constant wire                | 26 Ω/km @ 20 °C                                  |
| Nominal voltage power AC max.                           | 300 V  |
| Power frequency withstand voltage power (wire - jacket) | 2 kV @ 60 s                                      |
| AC withstand voltage power (wire - wire)                | 2 kV @ 60 s                                      |
| Min. operating temperature (static)                     | -30 °C   |
| Max. operating temperature (fixed)                      | 80 °C  |
| Operating temperature min. (dynamic)                    | -5 °C  |
| Operating temperature max. (dynamic)                    | 80 °C  |
| chemical resistance                                     | Good, application-related testing                |
| Gasoline resistance                                     | Good, application-related testing                |
| Oil resistance  | DIN EN 60811-404                                 |
| Bending radius (fixed)                                  | 10 x Outer diameter                              |
| Bending radius (dynamic)                                | 15 x Outer diameter                              |