

M8 female 0° A-cod. with cable

PUR 3x0.25 gy UL/CSA 10m

⚠ NOTICE ⚠**PRODUCT IS DISCONTINUED. PLEASE HAVE A LOOK AT THE ALTERNATIVE PRODUCTS.**

Female straight

M8, 3-pole

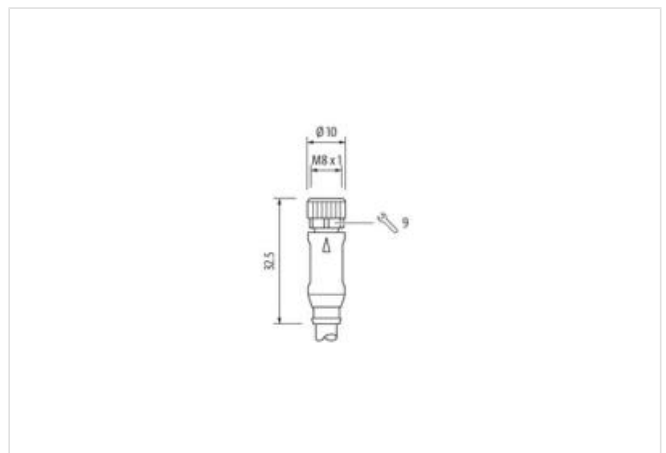
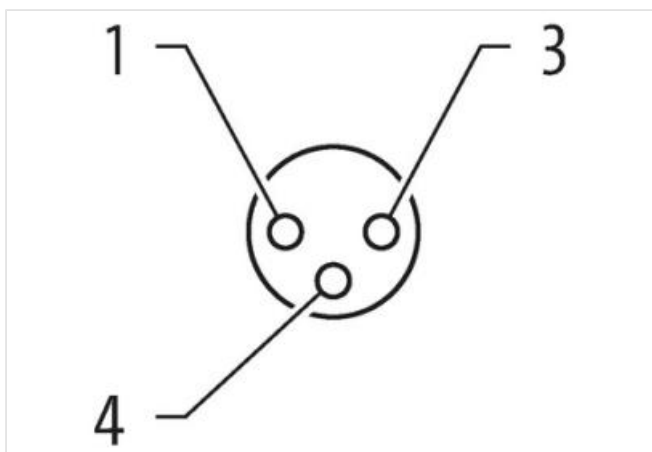

Art-No. 7005 - M8 Lite - (plastic hexagonal screw) on request

with cable sleeves

Plastic housings with good resistance against chemicals and oils.

The resistance to aggressive media should be individually tested for your application. Further details on request.

Further cable lengths on request.

[Link to Product](#)**Illustration**

Product may differ from Image



Cable length 10 m

Side 1

Tightening torque	0,4 Nm
Mounting method	inserted, screwed
Coating contact	gold plated
Family construction form	M8
Thread	M8 x 1
suitable for corrugated tube (internal Ø)	6,5 mm
Cable outlet	straight
Coding	A
Material contact	Copper alloy
Material	PUR
No. of poles	3
Width across flats	SW9
Degree of protection (EN IEC 60529)	IP65, IP66K, IP67

Side 2

Stripping length (jacket)	20 mm
Coating contact	gold plated

Commercial data

ECLASS-6.0	27279218
ECLASS-6.1	27279218
ECLASS-7.0	27279218
ECLASS-8.0	27279218
ECLASS-9.0	27060311
ECLASS-10.1	27060311
ECLASS-11.1	27060311
ECLASS-12.0	27060311
ETIM-5.0	EC001855
customs tariff number	85444290
GTIN	4048879231244
Packaging unit	1

Electrical data | Supply

Operating voltage AC max.	50 V
Operating voltage DC max.	60 V
Operating voltage AC (UL-listed)	30 V
Operating voltage DC (UL-listed)	30 V
Current operating per contact max.	4 A

Diagnostics

Status indication LED	no
-----------------------	----

Installation | Connection

Stripping length (jacket)	20 mm
Mounting set	M8 x 1

Device protection | Electrical

Additional condition protection degree	inserted, screwed
Pollution Degree	3
Rated surge voltage	1,5 kV
Material group (IEC 60664-1)	I

Mechanical data | Material data

Coating locking	Nickel
Coating of fitting	nickel plated
Material gasket	FKM

Locking material	Zinc die-casting
------------------	------------------

Material screw connection	Zinc die-casting
---------------------------	------------------

Mechanical data | Mounting data

Mounting method	inserted, screwed, Shaking protection
-----------------	---------------------------------------

Environmental characteristics | Climatic

Operating temperature min.	-25 °C
----------------------------	--------

Operating temperature max.	85 °C
----------------------------	-------

Additional condition temperature range	depending on cable quality
--	----------------------------

Conformity

Product standard	DIN EN 61076-2-114 (M8)
------------------	-------------------------

Installation | Cable

Cable identification	220
----------------------	-----

Cable Type	2
------------	---

Jacket Color	gray
--------------	------

Type of Certificate	cURus
---------------------	-------

Amount stranding	1
------------------	---

Stranding	3 wires twisted
-----------	-----------------

wire arrangement	brown, black, blue
------------------	--------------------

No. of bending cycles (C-track)	2 Mio. @ 25 °C
---------------------------------	----------------

Cable weight	26,62 g/m
--------------	-----------

Material jacket	PUR
-----------------	-----

Shore hardness jacket	85 ± 5 Shore A
-----------------------	----------------

Freedom from ingredients (jacket)	lead-free, cadmium-free, CFC-free, silicone-free
-----------------------------------	--

Outer-diameter (jacket)	4,3 mm
-------------------------	--------

Tolerance outer diameter (sheath)	± 5 %
-----------------------------------	-------

Material wire insulation	PVC
--------------------------	-----

Amount wires	3
--------------	---

Outer diameter insulation	1,25 mm
---------------------------	---------

Outer diameter tolerance core insulation	± 5 %
--	-------

Shore hardness wire insulation	43 ± 5 Shore D
--------------------------------	----------------

Material properties wire insulation	good machinability
-------------------------------------	--------------------

Ingredient freeness wire insulation	lead-free, cadmium-free, CFC-free, silicone-free
-------------------------------------	--

Amount strands (wire)	32
-----------------------	----

Diameter of single wires	0,1 mm
--------------------------	--------

Conductor crosssection (wire)	0,25 mm²
-------------------------------	----------

Material conductor wire	Stranded copper wire, bare
-------------------------	----------------------------

Conductor type (wire)	strand class 6
-----------------------	----------------

Traversing distance (C-track)	5 m @ 25 °C horizontal
-------------------------------	--------------------------

Current load capacity (standard)	to DIN VDE 0298-4
----------------------------------	-------------------

Current load capacity min. wire	4,5 A
---------------------------------	-------

Electrical resistance line constant wire	79 Ω/km @ 20 °C
--	-----------------

Nominal voltage power AC max.	300 V
-------------------------------	-------

Power frequency withstand voltage power (wire - jacket)	2 kV @ 60 s
---	-------------

AC withstand voltage power (wire - wire)	2 kV @ 60 s
--	-------------

Min. operating temperature (static)	-30 °C
-------------------------------------	--------

Max. operating temperature (fixed)	80 °C
------------------------------------	-------

Operating temperature min. (dynamic)	-5 °C
--------------------------------------	-------

Operating temperature max. (dynamic)	80 °C
--------------------------------------	-------

Flame resistance	UL 1581 § 1090 IEC 60332-2-2 UL 1581 § 1100 FT2
------------------	---

chemical resistance	Good, application-related testing
---------------------	-----------------------------------

Gasoline resistance	Good, application-related testing
---------------------	-----------------------------------

Oil resistance	DIN EN 60811-404 Good, application-related testing
Bending radius (fixed)	10 x Outer diameter
Bending radius (dynamic)	15 x Outer diameter