

M12 female 90° A-cod. with cable

RADOX EM 104 4x0.5 bk 5m

Female 90°

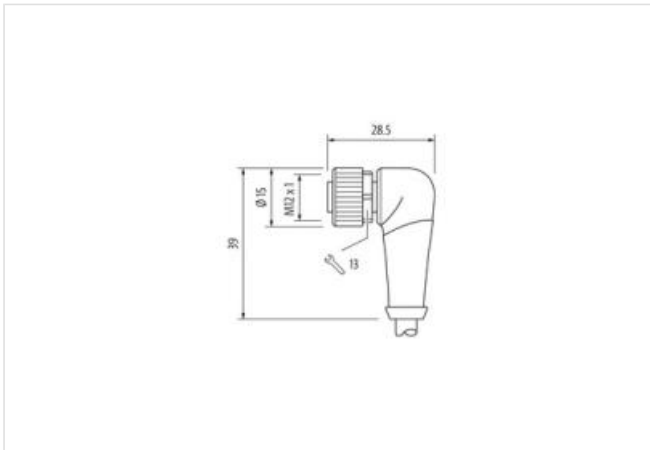
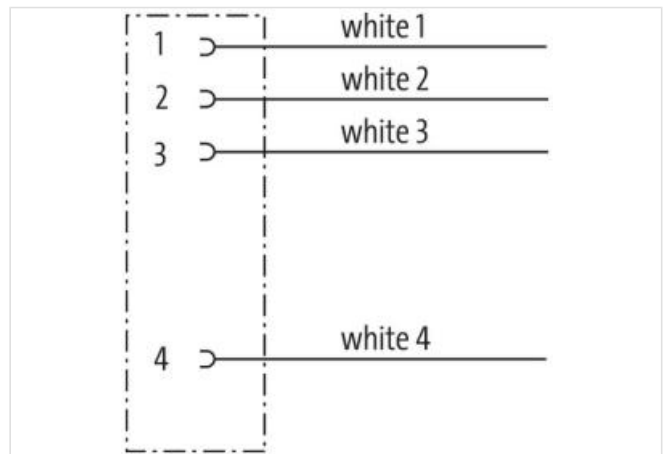
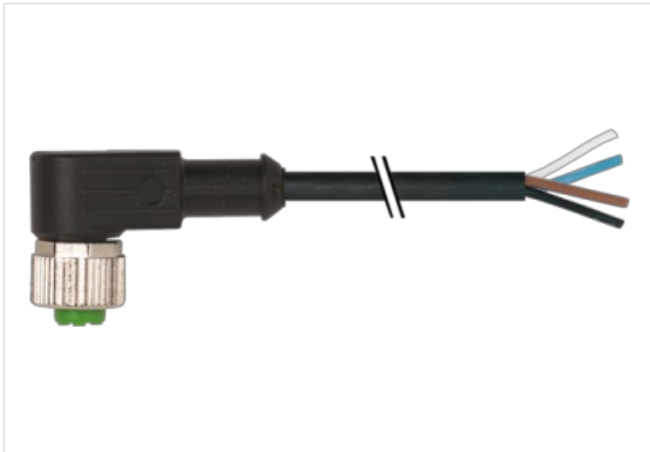
M12, 4-pole

with cable sleeves

Plastic housings with good resistance against chemicals and oils.

The resistance to aggressive media should be individually tested for your application. Further details on request.

Further cable lengths on request.

[Link to Product](#)**Illustration**

Product may differ from Image

Cable length 5 m

Side 1

Tightening torque	0,6 Nm
Mounting method	inserted, screwed
Family construction form	M12
Thread	M12 x 1
suitable for corrugated tube (internal Ø)	10 mm
Coding	A

Width across flats SW13

Side 2

Stripping length (jacket) 40 mm

Commercial data

ECLASS-6.0 27279218

ECLASS-7.0 27279218

ECLASS-8.0 27279218

ECLASS-9.0 27060311

ECLASS-10.1 27060311

ECLASS-11.1 27060311

ECLASS-12.0 27060311

ETIM-5.0 EC001855

customs tariff number 85444290

GTIN 4048879810135

Packaging unit 1

Electrical data | Supply

Operating voltage AC max. 250 V

Operating voltage DC max. 250 V

Current operating per contact max. 4 A

Installation | Connection

Stripping length (jacket) 40 mm

Device protection | Electrical

Pollution Degree 3

Rated surge voltage 2,5 kV

Material group (IEC 60664-1) I

Mechanical data | Material data

Coating locking Nicked

Material housing PUR

Locking material Zinc die-casting

Mechanical data | Mounting data

Mounting method inserted, screwed, Shaking protection

Environmental characteristics | Climatic

Operating temperature min. -25 °C

Operating temperature max. 85 °C

Additional condition temperature range depending on cable quality

Important installation notes

Note on strain relief Protect the connectors by suitable measures from mechanical loads, e.g. by the usage of cable ties.

Note on bending radius **Attention:** Observe the permissible bending radii when laying cables, as the IP protection class can be endangered by excessive bending forces.**Conformity**

Product standard DIN EN 61076-2-101 (M12)

Installation | Cable

wire arrangement white 1, white 2, white 3, white 4

Cable identification R03

Printing color of wire insulation black (white isolation)

Printing spacing of wire insulation 15 mm

Jacket Color black

Amount stranding 1

Stranding 4 wires twisted

wire arrangement white 1, white 2, white 3, white 4

Cable weight	50,6 g/m
Material jacket	Radox EM 104
Outer-diameter (jacket)	5 mm
Tolerance outer diameter (sheath)	± 5 %
Material wire insulation	Radox EI 303
Amount wires	4
Outer diameter insulation	1,42 mm
Outer diameter tolerance core insulation	± 5 %
Printing color of wire insulation	black (white isolation)
Printing spacing of wire insulation	15 mm
Amount strands (wire)	19
Diameter of single wires	0,18 mm
Conductor crosssection (wire)	0,5 mm ²
Material conductor wire	copper stranded wire, tinned
Max. rated voltage (conductor - conductor)	1000 V
Max. rated voltage (conductor - ground)	600 V
Current load capacity (standard)	to DIN VDE 0298-4
Current load capacity min. wire	7,2 A
Electrical resistance line constant wire	40,1 Ω/km @ 20 °C
AC withstand voltage (wire - wire)	3,5 kV
Power frequency withstand voltage (wire - jacket)	3,5 kV
Min. operating temperature (static)	-50 °C
Max. operating temperature (fixed)	120 °C
Operating temperature min. (dynamic)	-25 °C
Operating temperature max. (dynamic)	90 °C
Flame resistance	UL 1581 § 1100 FT2 UL 1581 § 1090 IEC 60332-2-2
chemical resistance	Good, application-related testing
Gasoline resistance	Good, application-related testing
Oil resistance	DIN EN 60811-404 Good, application-related testing
Bending radius (fixed)	3 x Outer diameter
Bending radius (dynamic)	4 x Outer diameter