

M12 Power male recept. L-cod. rear

PUR-wires 4x1.5 0.2m

Power

Flange male

M12, 4-pole

L-coded

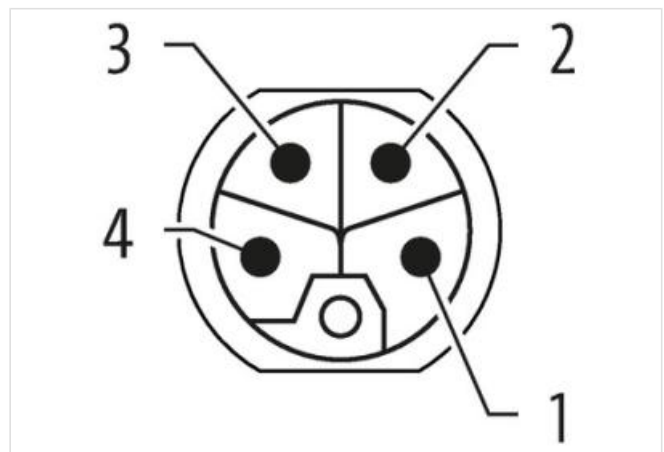
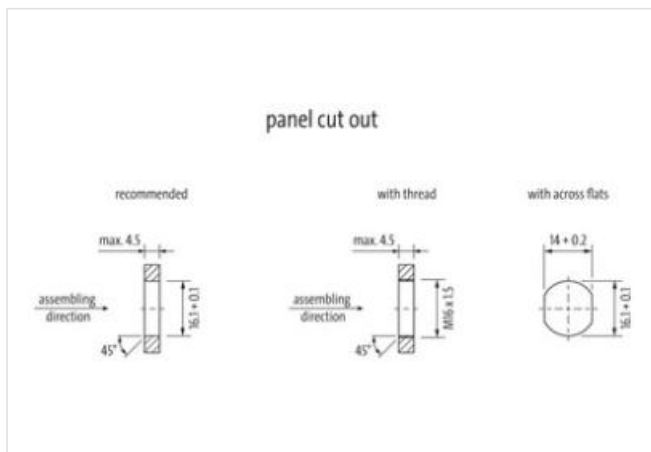
Rear mounting

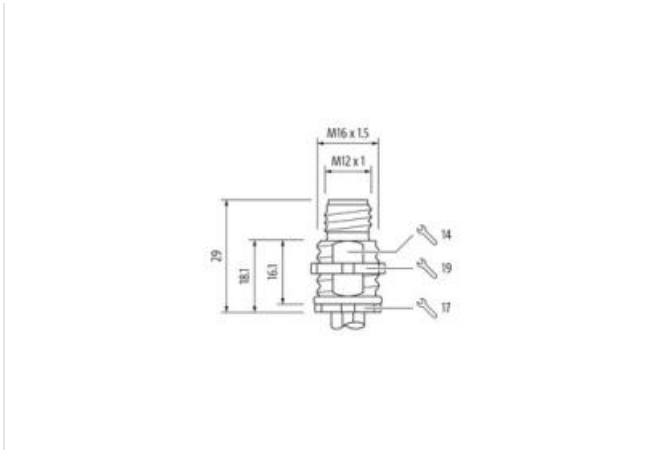
with multi-strand wire

Fastening nut included in the delivery

The resistance to aggressive media should be individually tested for your application. Further details on request.

Further cable lengths on request.

[Link to Product](#)**Illustration**



Product may differ from Image



Cable length	0,2 m
--------------	-------

Side 1

Tightening torque	0,6 Nm
Family construction form	M12P
Thread	M12 x 1
Coding	L
No. of poles	4
Degree of protection (EN IEC 60529)	IP65, IP67

Commercial data

ECLASS-6.0	27279220
ECLASS-6.1	27279220
ECLASS-7.0	27440103
ECLASS-8.0	27440103
ECLASS-9.0	27440103
ECLASS-10.1	27440103
ECLASS-11.1	27440103
ECLASS-12.0	27440103
ETIM-5.0	EC002061
customs tariff number	85444290
GTIN	4048879864428
Packaging unit	1

Electrical data | Supply

Operating voltage DC max.	63 V
Current operating per contact max.	12 A

Diagnostics

Status indication LED	no
-----------------------	----

Installation | Connection

Mounting set	M16 x 1.5
Width across flats	SW19

Device protection | Electrical

Additional condition protection degree	screwed, mounted
--	------------------

Pollution Degree	3
Rated surge voltage	1,5 kV
Material group (IEC 60664-1)	I
Mechanical data	
Contour for corrugated hose	without
Mechanical data Material data	
Coating housing	nickel plated
Coating locking	nickel plated
Material housing	Brass
Locking material	Brass
Mechanical data Mounting data	
Mounting method	inserted, screwed
Environmental characteristics Climatic	
Operating temperature min.	-25 °C
Operating temperature max.	85 °C
Additional condition temperature range	depending on cable quality
Important installation notes	
Note on strain relief	Protect the connectors by suitable measures from mechanical loads, e.g. by the usage of cable ties.
Note on bending radius	Attention: Observe the permissible bending radii when laying cables, as the IP protection class can be endangered by excessive bending forces.
Conformity	
Product standard	IEC 61076-2-111
Resistances Cable	
wire arrangement	brown, black, blue, white
Cable identification	944
wire arrangement	brown, black, blue, white
Material wire insulation	PUR
Amount wires	4
Outer diameter insulation	2,4 mm
Outer diameter tolerance core insulation	± 5 %
Amount strands (wire)	30
Diameter of single wires	0,25 mm
Conductor crosssection (wire)	1,5 mm ²
Material conductor wire	copper stranded wire, tinned
Conductor type (wire)	Strand class 5
Min. operating temperature (static)	-40 °C
Max. operating temperature (fixed)	90 °C
Operating temperature min. (dynamic)	-25 °C
Operating temperature max. (dynamic)	90 °C
Flame resistance	UL 1581 § 1100 FT2 IEC 60332-2-2 UL 1581 § 1090
chemical resistance	Good, application-related testing
Gasoline resistance	Good, application-related testing
Oil resistance	Good, application-related testing DIN EN 60811-404