

MSUD valve plug C-8mm with cable

PUR 3x0.75 bk UL/CSA+drag ch. 5m

MSUD

Form C (8 mm)

24 V AC/DC $\pm 25\%$

LED

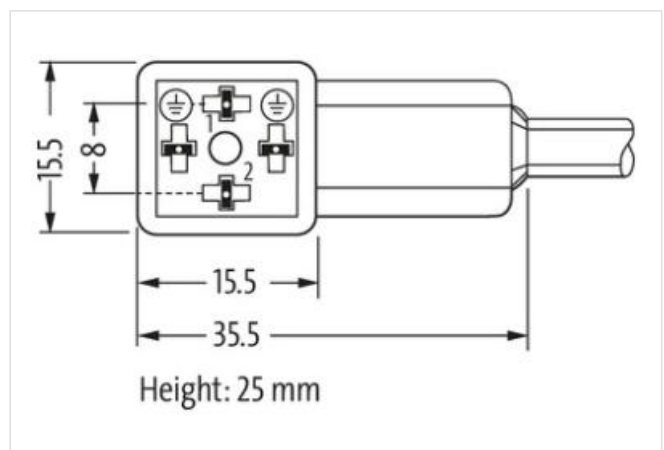
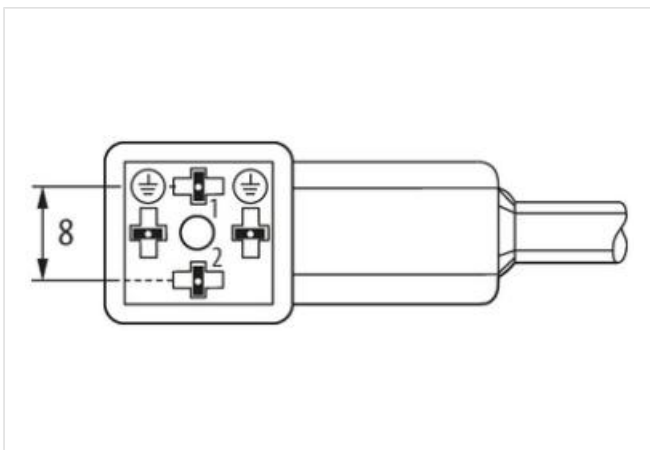
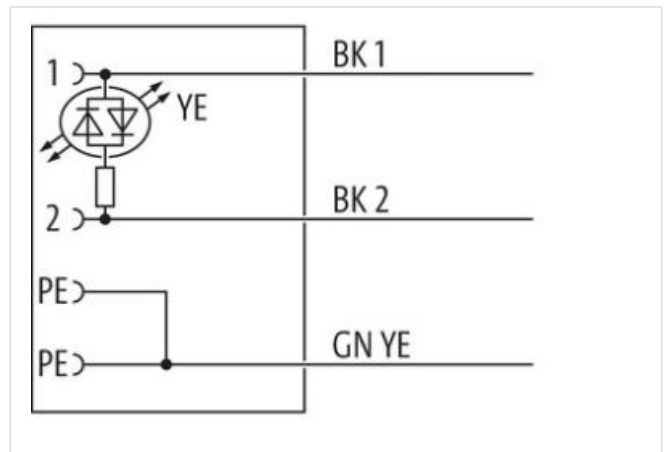
Further cable lengths on request.

Plastic housings with good resistance against chemicals and oils.

The resistance to aggressive media should be individually tested for your application. Further details on request.

[Link to Product](#)

Illustration



Product may differ from Image



Cable length 5 m

Side 1

Tightening torque 0,4 Nm

| | |
|---|---|
| Thread | M2.5 |
| Commercial data | |
| ECLASS-6.0 | 27279218 |
| ECLASS-7.0 | 27279218 |
| ECLASS-8.0 | 27279218 |
| ECLASS-9.0 | 27060311 |
| ECLASS-10.1 | 27060312 |
| ECLASS-11.1 | 27060312 |
| ECLASS-12.0 | 27060312 |
| ETIM-5.0 | EC001855 |
| customs tariff number | 85444290 |
| GTIN | 4048879134194 |
| Packaging unit | 1 |
| Electrical data Supply | |
| Operating voltage AC | 24 V |
| Operating voltage AC min. | 18 V |
| Operating voltage AC max. | 30 V |
| Operating voltage DC | 24 V |
| Operating voltage DC min. | 18 V |
| Operating voltage DC max. | 30 V |
| Current operating per contact max. | 4 A |
| Device protection Electrical | |
| Degree of protection (EN IEC 60529) | IP67 |
| Additional condition protection degree | inserted, screwed |
| Mechanical data Material data | |
| Color housing | black |
| Material housing | Plastic |
| Mechanical data Mounting data | |
| Mounting method | inserted, screwed |
| Environmental characteristics Climatic | |
| Operating temperature min. | -25 °C |
| Operating temperature max. | 85 °C |
| Additional condition temperature range | depending on cable quality |
| Important installation notes | |
| Note on strain relief | Protect the connectors by suitable measures from mechanical loads, e.g. by the usage of cable ties. |
| Note on bending radius | Attention: Observe the permissible bending radii when laying cables, as the IP protection class can be endangered by excessive bending forces. |
| Installation Cable | |
| wire arrangement | black 1, black 2, green-yellow |
| Cable identification | 636 |
| Cable Type | 3 |
| Printing color of wire insulation | white (isolation black) |
| Jacket Color | black |
| Type of Certificate | cURus |
| Amount stranding | 1 |
| Stranding | 3 wires twisted |
| wire arrangement | black 1, black 2, green-yellow |
| Cable weight | 56,1 g/m |
| Material jacket | PUR |
| Shore hardness jacket | 90 ± 5 Shore A |
| Freedom from ingredients (jacket) | lead-free, cadmium-free, CFC-free, halogen-free, silicone-free |

| | |
|---|--|
| Outer-diameter (jacket) | 5,9 mm |
| Tolerance outer diameter (sheath) | ± 5 % |
| Material wire insulation | PP |
| Amount wires | 3 |
| Outer diameter insulation | 1,85 mm |
| Outer diameter tolerance core insulation | ± 5 % |
| Shore hardness wire insulation | 70 ± 5 Shore D |
| Ingredient freeness wire insulation | lead-free, cadmium-free, CFC-free, halogen-free, silicone-free |
| Printing color of wire insulation | white (isolation black) |
| Amount strands (wire) | 42 |
| Diameter of single wires | 0,15 mm |
| Conductor crosssection (wire) | 0,75 mm ² |
| Material conductor wire | Stranded copper wire, bare |
| Conductor type (wire) | strand class 6 |
| Nominal voltage AC max. | 300 V |
| Current load capacity (standard) | to DIN VDE 0298-4 |
| Current load capacity min. wire | 12 A |
| Electrical resistance line constant wire | 26 Ω/km @ 20 °C |
| AC withstand voltage (wire - wire) | 2,5 kV @ 60 s |
| Power frequency withstand voltage (wire - jacket) | 2,5 kV @ 60 s |
| Min. operating temperature (static) | -40 °C |
| Max. operating temperature (fixed) | 80 °C / 90 °C @ 10000 h Operation |
| Operating temperature min. (dynamic) | -25 °C |
| Operating temperature max. (dynamic) | 80 °C / 90 °C @ 10000 h Operation |
| UV resistance | DIN EN ISO 4892-2 A |
| Flame resistance | IEC 60332-2-2 UL 1581 § 1100 FT2 UL 1581 § 1090 |
| chemical resistance | Good, application-related testing |
| Gasoline resistance | Good, application-related testing |
| Oil resistance | Good, application-related testing DIN EN 60811-404 |
| Bending radius (fixed) | 5 x Outer diameter |
| Bending radius (dynamic) | 10 x Outer diameter |
| No. of bending cycles (C-track) | 10 Mio. @ 25 °C |
| Traversing distance (C-track) | 10 m @ 25 °C horizontal |
| Travel speed (C-track) | 3 m/s @ 25 °C |
| No. of torsion cycles | 2 Mio. |
| Torsion stress | ± 180 °/m |
| Torsion speed | 35 cycles/min |